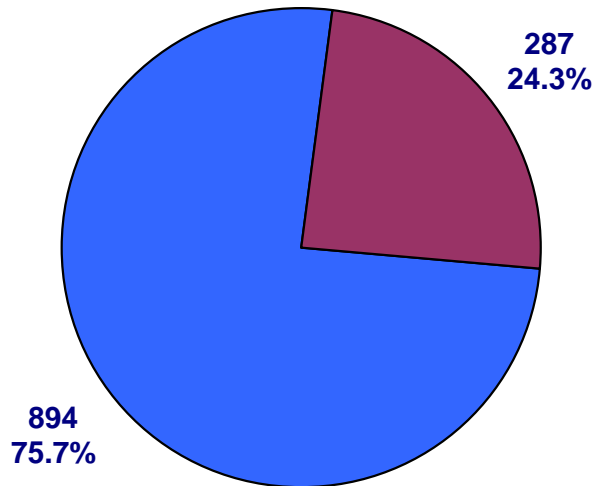


# FDIC Contracting Awards

## January 1 – December 31, 2016

### MWOB PARTICIPATION (DOLLARS IN MILLIONS)

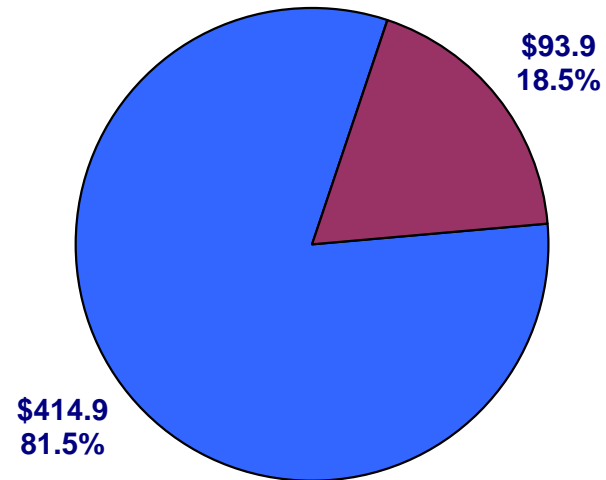
TOTAL ACTIONS – 1,181



■ NON MWOB ■ MWOB

42 (or 3.5%) of the actions in 2016 were awarded to businesses classified as both minority-owned and women-owned

TOTAL DOLLARS - \$508.8



■ NON MWOB ■ MWOB

\$10.0 (or 1.9%) of the dollars in 2016 were awarded to businesses classified as both minority-owned and women-owned

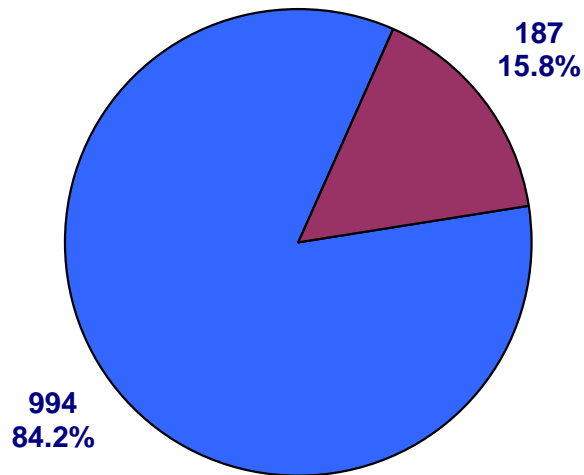
January 5, 2017

# FDIC Contracting Awards

## January 1 – December 31, 2016

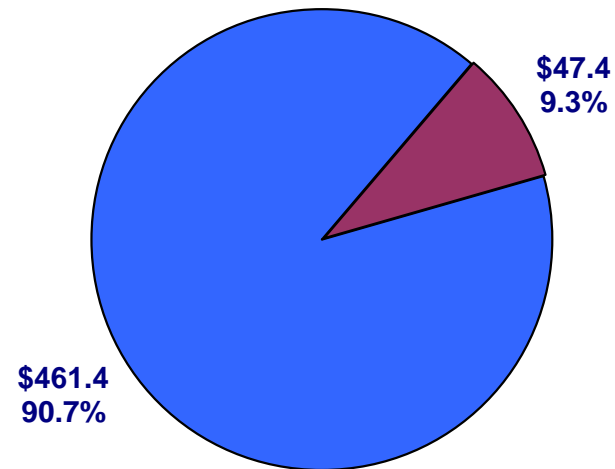
### WOMEN OWNED (WO) PARTICIPATION (DOLLARS IN MILLIONS)

TOTAL ACTIONS – 1,181



■ NON WO ■ WO

TOTAL DOLLARS - \$508.8



■ NON WO ■ WO

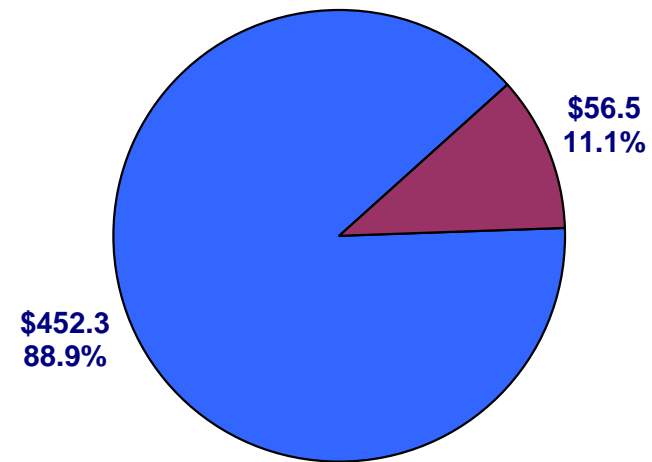
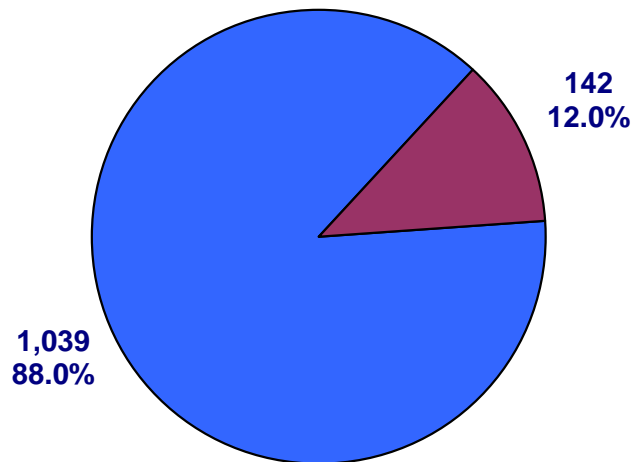
# FDIC Contracting Awards

January 1 – December 31, 2016

MINORITY OWNED (MO) PARTICIPATION (DOLLARS IN MILLIONS)

TOTAL ACTIONS – 1,181

TOTAL DOLLARS - \$508.8



■ NON MO    ■ MO

■ NON MO    ■ MO

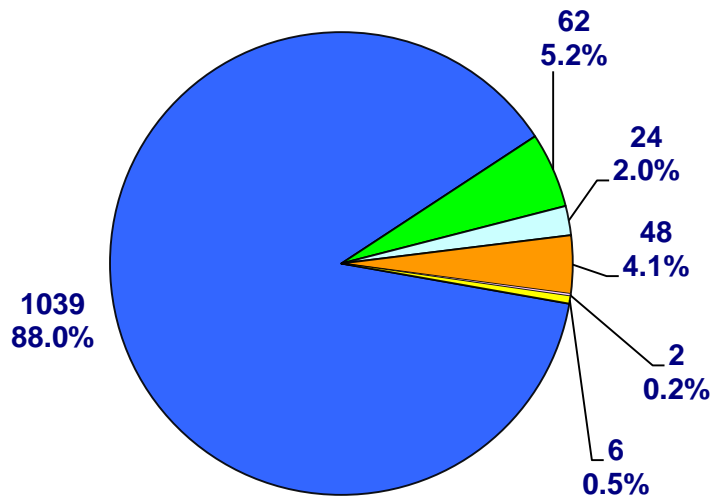
January 5, 2017

# FDIC Contracting Awards

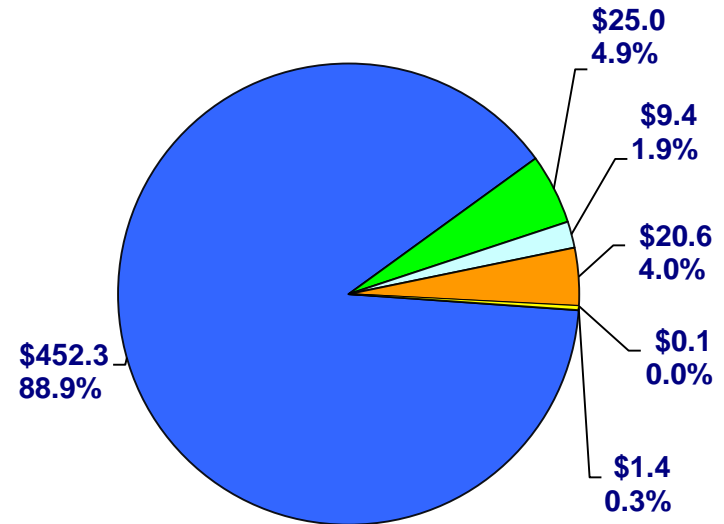
January 1 – December 31, 2016

## MINORITY OWNED PARTICIPATION BY ETHNICITY (DOLLARS IN MILLIONS)

TOTAL ACTIONS – 1,181



TOTAL DOLLARS - \$508.8



January 5, 2017

<b>FDIC Contracting Payments</b>	
<b>Year-to-Date Through December 2016</b>	
Total	\$ 415.2
<i>Total</i>	<i>100.0%</i>
MWOB	\$ 111.5
<i>MWOB</i>	<i>26.8%</i>
Minority Owned (MO)	\$ 56.0
<i>Minority Owned (MO)</i>	<i>13.5%</i>
Women Owned (WO)	\$ 66.8
<i>Women Owned (WO)</i>	<i>16.1%</i>
Overlap (Both MO & WO)	\$ 11.3
<i>Overlap (Both MO &amp; WO)</i>	<i>2.8%</i>
Asian American	\$ 33.5
<i>Asian American</i>	<i>8.1%</i>
Black American	\$ 11.5
<i>Black American</i>	<i>2.8%</i>
Hispanic American	\$ 10.3
<i>Hispanic American</i>	<i>2.5%</i>
Native American	\$ 0.1
<i>Native American</i>	<i>0.0%</i>
Other	\$ 0.6
<i>Other</i>	<i>0.1%</i>
MWOB = MO, or WO, or both MO & WO	
Dollars are in millions	
FDIC Contracting Payments represent the total dollar amount of contract and task order payments made during the stated period.	

# MWOB CONTRACTING

## 2016

Contractor	Description of Services	Number of Awards	Total Dollar Value	Division	MWOB STATUS	Ethnicity
PRESCIENT INC	ORE Marketing & Management Services	26	\$11,214,105	DRR	MO	Hispanic American Owned
NFINITY LLC	IT Development and Reporting Services	7	\$7,413,763	DRR	MO	Subcontinent Asian (Asian-Indian) American Owned
CASCADES TECHNOLOGIES, INC.	ITAS II	9	\$7,174,703	DIT	MO	Hispanic American Owned
MIR, MITCHELL & COMPANY, LLP	Receivership Assistance Services and BOS Accounting Services	6	\$6,004,240	DRR	WO	
HIGHLIGHT TECHNOLOGIES, LLC	Information Security Support Services	1	\$4,438,803	DRR	MO/WO	Asian-Pacific American Owned
DIGITAL MANAGEMENT, INC.	Information Security Support Services	1	\$4,275,294	DRR	MO	Subcontinent Asian (Asian-Indian) American Owned
IMPRIMIS GROUP INC	Temporary Staffing	3	\$4,240,000	DRR	WO	
FCN, INC.	Hardware and Software Maintenance	15	\$4,183,789	DIT	WO	
CORVUS GROUP, THE	Loss Share Agreement and Receivership Management Support Svcs	2	\$3,600,000	DRR	MO	Black American Owned
MSOL INC.	ITAS II	2	\$3,589,490	DIT	WO	
GRAY GRAPHICS CORPORATION	Commercial Print Services	1	\$3,411,230	DOA	WO	Other than one of the preceding
BAZILIO COBB ASSOCIATES, P.C.	Receivership Assistance Services	2	\$2,204,000	DRR	MO	Black American Owned
HEITECH SERVICES INC	Receptionist Services	1	\$1,800,000	DOA	WO	
ALLIANCE TECHNOLOGY GROUP, LLC	Hardware Maintenance	3	\$1,732,046	DIT	WO	
FERNCLIFF INVESTMENTS	Asset Valuation Review Services	11	\$1,667,182	DRR	WO	
AGSI, LLC	Software & Maintenance	6	\$1,612,287	DIT	WO	Other than one of the preceding
MURCOR, INC.	Appraisal Management Services	3	\$1,332,000	DRR	MO	Black American Owned
TOP-TIER TECHNOLOGIES, INC.	Software Maintenance	4	\$1,295,747	DIT	MO	Subcontinent Asian (Asian-Indian) American Owned
DEVA & ASSOCIATES PC	Loss Share Agreement	1	\$1,279,987	DRR	MO	Subcontinent Asian (Asian-Indian) American Owned
ALEX - ALTERNATIVE EXPERTS, LLC	Technical Inventory Planning	1	\$1,200,000	DIT	MO/WO	Hispanic American Owned
GARNET CAPITAL ADVISORS, LLC	Asset Valuation Review Services	10	\$1,094,713	DRR	WO	
SUMMIT CONSULTING LLC	Corporate Model Review	1	\$1,047,000	CRO	MO	Asian-Pacific American Owned
E GROUP, INC., THE	Rewards and Recognition Program Support Svcs	1	\$900,000	DOA	WO	
TCS INTERPRETING, INC.	Sign Language Interpreting & Transcribing	1	\$900,000	MWI	MO/WO	Other than one of the preceding
TRIAD TECHNOLOGY PARTNERS, LLC	Software Maintenance	2	\$845,418	DIT	WO	
UNICORP SERVICES INC	Asset Valuation Review Services	8	\$790,899	DRR	MO	Black American Owned
C2 TECHNOLOGIES INC	Learning Design and Development	3	\$782,643	FCU	MO/WO	Subcontinent Asian (Asian-Indian) American Owned
CASTLEOAK SECURITIES, L.P.	Underwriter Services	1	\$750,000	DRR	MO	Black American Owned
ENC MARKETING & COMMUNICATIONS, INC.	Strategic Communications Support	1	\$730,938	DIT	WO	
H. J. GRUY AND ASSOCIATES, INC.	Oil & Gas Consulting and Valuation Services	2	\$700,000	DRR	WO	
LONQUIST & CO., LLC	Oil & Gas Consulting and Valuation Services	2	\$700,000	DRR	WO	
TECHNOLOGY SOLUTIONS PROVIDER, INC.	Threatstream Optic Subscription	2	\$675,872	DIT	MO	Subcontinent Asian (Asian-Indian) American Owned
GROVE STREET INVESTMENT, LLC	Asset Valuation Review Services	10	\$636,000	DRR	MO/WO	Subcontinent Asian (Asian-Indian) American Owned
CRITICAL START LLC	Software Maintenance	2	\$519,826	DIT	WO	
THE PINCUS GROUP INC	Presentation Skills Course	1	\$479,950	FCU	WO	

(Continued on next page)

# MWOB CONTRACTING

2016

(Continued from previous page )

Contractor	Description of Services	Number of Awards	Total Dollar Value	Division	MWOB STATUS	Ethnicity
SHI INTERNATIONAL CORP.	Software and Hardware Maintenance	12	\$472,084	DIT	MO/WO	Asian-Pacific American Owned
PRAGMATICS, INC.	ITAS II	1	\$444,692	DIT	MO	Asian-Pacific American Owned
AKIRA TECHNOLOGIES, INC.	Migration to Cloud.gov	1	\$443,999	DIT	MO	Subcontinent Asian (Asian-Indian) American Owned
C2 PORTFOLIO INC	Temporary Staffing	2	\$434,000	DRR	WO	
FIRST FINANCIAL NETWORK, INC.	Internet Marketing & Asset Loan Sales Svcs	1	\$350,000	DRR	WO	
SUPPLYSOURCE DC, LLC	Furniture	3	\$326,558	DOA	MO	Hispanic American Owned
PYRAMID SYSTEMS, INC.	Automated Loan Examination Tool Services	1	\$309,996	DIT	MO/WO	Asian-Pacific American Owned
FOUR LLC	Software Maintenance	2	\$304,331	DIT	MO/WO	Other than one of the preceding
WORLD WIDE TECHNOLOGY, INC.	Software Maintenance	2	\$293,124	DIT	MO	Black American Owned
SG PROCUREMENT SOLUTIONS LLC	Oversight Manager Training	1	\$292,000	FCU	WO	
ZIBIZ CORPORATION	Software Maintenance	3	\$270,688	DIT	MO	Subcontinent Asian (Asian-Indian) American Owned
FORWARD MOMENTUM LLC	Comprehensive Learning & Development Support	1	\$258,161	FCU	WO	
MARCOM GROUP, INC.	Design, Development & Support Svcs for Website	1	\$257,436	OIG	WO	
PARTNER ASSESSMENT CORPORATION	Environmental Site Assessment Services	3	\$233,993	DRR	WO	
KARIS INNOVATION, LLC	Software Maintenance	1	\$210,795	DIT	MO/WO	Hispanic American Owned
SOLUTIONS BY DESIGN II, LLC	ZixGateway Enterprise Subscription	1	\$198,334	DIT	MO/WO	Other than one of the preceding
BIALEK CORPORATION OF MARYLAND, THE	Furniture	2	\$186,003	DOA	WO	
T. CURTIS & COMPANY, P.C.	Temporary Staffing Services - Payroll	2	\$166,000	DRR	MO/WO	Black American Owned
ADVANCED COMPUTER CONCEPTS, INC.	Hardware and Software Maintenance	2	\$163,218	DIT	WO	
FEDERAL MANAGEMENT PARTNERS, INC.	Curriculum Support	1	\$157,185	FCU	WO	
ROBINSON, LESLIE A	Tax and Accounting Policy Consulting Svcs	1	\$150,000	OIG	WO	
FEDERAL DEFENSE SOLUTIONS, INC.	Software Maintenance	1	\$147,000	DIT	MO	Asian-Pacific American Owned
PUENTE TECHNOLOGY LLC	Power Distribution Services	1	\$145,200	DOA	MO	Hispanic American Owned
TELESIS CORPORATION	Open FISMA Operations & Support	1	\$139,005	DIT	MO/WO	Subcontinent Asian (Asian-Indian) American Owned
UNICOM GOVERNMENT, INC.	Software Maintenance	1	\$138,528	DIT	MO	Asian-Pacific American Owned
AINS, INC.	Software	1	\$132,961	DIT	MO	Asian-Pacific American Owned
BAT ASSOCIATES, INC.	Environmental Site Assessment Services	1	\$131,600	DRR	MO	Asian-Pacific American Owned
OMNIFICS, INC.	Furniture	1	\$129,983	DOA	MO	Asian-Pacific American Owned
SOFTWARE INFORMATION RESOURCE CORP.	Software Maintenance	2	\$123,041	DIT	MO/WO	Subcontinent Asian (Asian-Indian) American Owned
NETCOM LEARNING INC.-NY	IT Course - Auditing Database Servers	1	\$109,135	FCU	MO	Asian-Pacific American Owned
TRIVAD, INC.	Damballa Failsafe Subscription	1	\$108,265	DIT	WO	Asian-Pacific American Owned
UNICORP CUSHMAN WAKEFIELD JV	Asset Valuation Review Services	1	\$105,499	DRR	MO	Black American Owned
AFFIGENT, LLC	Software Maintenance	2	\$104,185	DIT	MO	Native American Owned
NEW TECH SOLUTIONS, INC.	Software Maintenance	1	\$102,596	DIT	MO	Subcontinent Asian (Asian-Indian) American Owned

(Continued on next page)

# MWOB CONTRACTING

2016

(Continued from previous page )

Contractor	Description of Services	Number of Awards	Total Dollar Value	Division	MWOB STATUS	Ethnicity
WORLEY AUCTIONEERS & APPRAISERS, INC.	FF&E Auction	1	\$95,100	DRR	WO	
FULCHER, DAGNE	Information Security Support Services Plan	1	\$94,900	DIT	WO	
IMPACT TRAINING SYSTEMS INC	Mentoring Programs	1	\$80,984	DOA	WO	
SOCIETY FOR FINANCIAL EDUCATION	Money Smart Teacher Training	1	\$80,620	DCP	MO	Black American Owned
GREAT CIRCLE LEARNING INC	Software Maintenance	1	\$76,572	DIT	WO	
MERLIN INTERNATIONAL, INC.	Software Maintenance	1	\$75,832	DIT	MO	Hispanic American Owned
QUANTUM/G & A JOINT VENTURE	ORE Marketing & Management Services	1	\$75,000	DRR	MO	Hispanic American Owned
AUDIMATION SERVICES, INC.	Software Maintenance	1	\$67,001	DIT	WO	
ADVANCE DESIGN CONSULTANTS, INC.	SFRO Lighting Design	1	\$61,519	DOA	MO	Hispanic American Owned
LEWIN, JANE E.	Editorial Services	1	\$50,000	DIR	WO	
INTELLIPEAK SOLUTIONS INC	Software	1	\$47,270	DIT	MO	Hispanic American Owned
SADA SYSTEMS, INC.	Chrome Support Subscription	1	\$45,540	DIT	WO	
DIVERSIFIED DISTRIBUTORS INTL.	Software Maintenance	2	\$33,153	DIT	MO/WO	Other than one of the preceding
KPAUL PROPERTIES, LLC	Software Maintenance	1	\$31,226	DIT	MO	Subcontinent Asian (Asian-Indian) American Owned
SB AND COMPANY, LLC	Receivership Tax Compliance Services	2	\$25,000	DRR	MO	Black American Owned
NEWTYP E, INC	Translation/Transcreation/Interpreter Services	14	\$24,641	DRR	WO	
KNOT TECHNOLOGY SOLUTIONS, L.L.C.	Hardware	2	\$22,399	DIT	WO	
VINITECH INC.	Hardware Maintenance	1	\$15,499	DIT	WO	
ZONES, INC.	Software Maintenance	1	\$15,393	DIT	MO	Subcontinent Asian (Asian-Indian) American Owned
GOLDEN SOFTWARE, LLC	Software	1	\$14,512	DIT	WO	
SPECTRUM MOBILE, INC.	Migrate Mobile Handhelds	1	\$14,400	DIT	WO	
HUMAN TOUCH TRANSLATIONS LTD.	Translation/Transcreation/Interpreter Services	15	\$13,086	DRR	WO	
V3GATE, LLC	Secure Web Authentication Services	1	\$11,415	DIT	MO	Hispanic American Owned
MAILMAX MAILING SOLUTIONS LLC	Software Maintenance	1	\$11,129	DIT	MO	Hispanic American Owned
TRANSPERFECT TRANSLATIONS INTL.	Translation/Transcreation/Interpreter Services	13	\$10,602	DRR	WO	
IDMWORKS, LLC	Software Maintenance	1	\$8,200	DIT	MO/WO	Asian-Pacific American Owned
ARBEE ASSOCIATES	Furniture	1	\$7,033	DOA	WO	
PANAMERICA COMPUTERS, INC.	Hardware	1	\$5,922	DIT	MO/WO	Hispanic American Owned
CAROL PHILP INC	Promotional Items	1	\$5,800	MWI	WO	
NEWEGG INC.	Hardware	1	\$5,499	DIT	MO	Asian-Pacific American Owned
ZEVA INCORPORATED	Subscription License	1	\$5,441	DIT	WO	
NETWORK COMMUNICATIONS TECH, INC.	Software Maintenance	1	\$3,723	DIT	WO	
XCETERA LLC	Promotional Items	1	\$1,500	MWI	WO	
J.C. TECHNOLOGY, INC.	Hardware Maintenance	1	\$600	DIT	WO	
<b>103 MWOB Contractors</b>		<b>287</b>	<b>\$93,898,027</b>			



## 2016 Through December

### MWOB Percentages (Awards and Contractors)

DATA ON NUMBER OF AWARDS AND NUMBER OF CONTRACTORS	2016 Through December
Total Active Awards (As of last date of reporting period)	1,745
Total MWOB Active Awards	302
	17.31%
Total Active Contractors (As of last date of reporting period)	508
MWOB Active Contractors	127
	25.00%
Total Contractors Receiving Awards	371
MWOB Contractors Receiving Awards	103
	27.76%
Total Number of Awards	1,181
Total Number of MWOB Awards	287
	24.30%

### MWOB Dollars by Division

Division	Dollars	Percentage
DRR	\$54,005,507	57.5%
DIT	\$28,272,580	30.1%
DOA	\$7,048,509	7.5%
FCU	\$2,079,074	2.2%
CRO	\$1,047,000	1.1%
OMWI	\$907,300	1.0%
OIG	\$407,436	.4%
DCP	\$80,620	.1%
DIR	\$50,000	.1%
<b>TOTAL</b>	<b>\$93,898,027</b>	<b>100.0%</b>

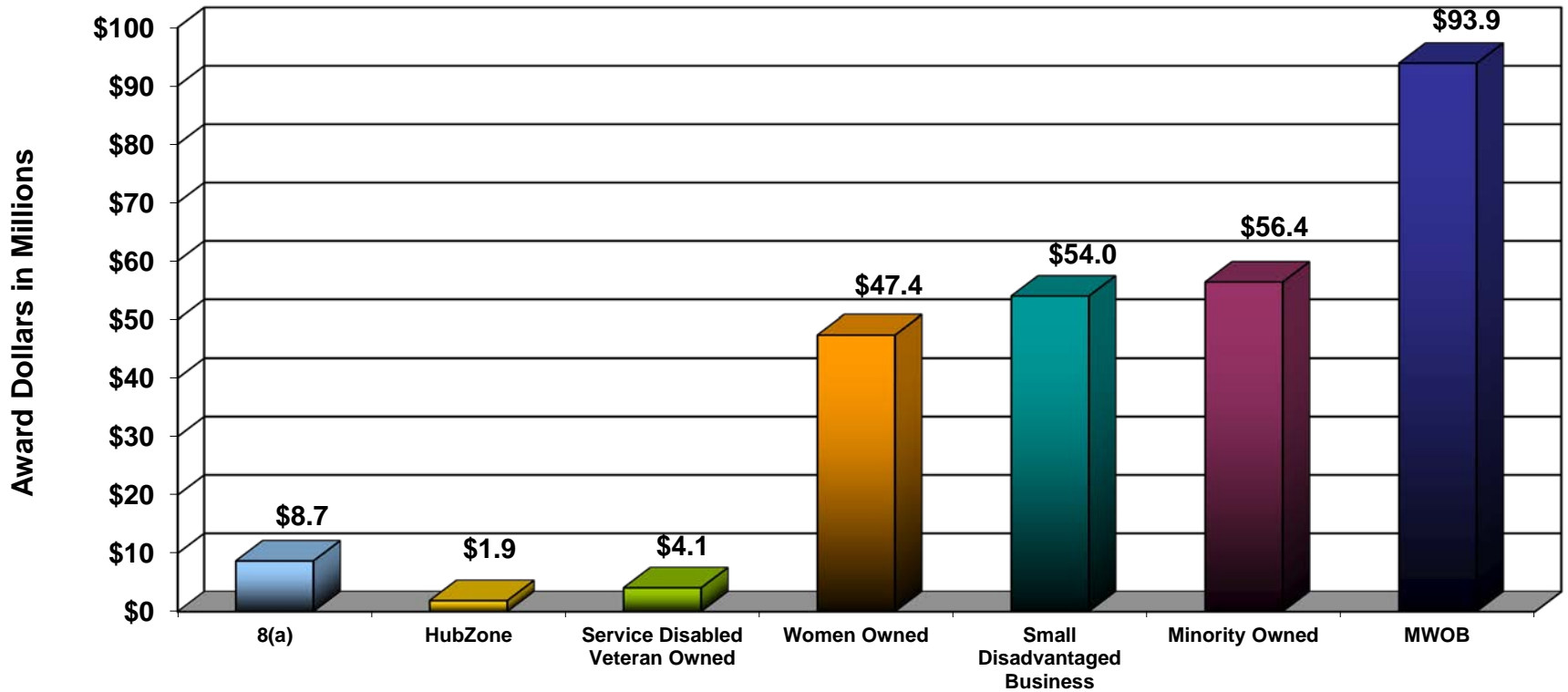
January 5, 2017

**SOLICITATION INFORMATION  
(2016 THRU DECEMBER)**

Total number of awards (excluding task orders)	465
Total number of solicitations which resulted in the awards	443
Total number of solicitations that involved competition	254
Total number of solicitations that were non-competitive	189
Total number of GSA Multiple-Award contract solicitations	0

	Solicited	Percentage of Businesses Solicited	Submitted Proposals	Percentage of Businesses Solicited that Submitted Proposals	Received Awards	Percentage of Businesses Solicited that Received Awards
All Businesses	1286	-	683	53.1%	465	36.2%
Minority or Women Owned Business (MWOB)	507	39.4%	256	19.9%	129	10.0%
Non MWOB	779	60.6%	427	33.2%	336	26.1%
Women Owned	306	23.8%	173	13.5%	86	6.7%
Minority Owned	318	24.7%	147	11.4%	72	5.6%
Asian-Pacific American Owned	76	5.9%	42	3.3%	26	2.0%
Subcontinent Asian American Owned	62	4.8%	32	2.5%	19	1.5%
Black American Owned	78	6.1%	16	1.2%	5	0.4%
Hispanic American Owned	47	3.7%	23	1.8%	11	0.9%
Native American Owned	28	2.2%	11	0.9%	5	0.4%
Other than one of the preceding	27	2.1%	23	1.8%	6	0.5%
Small Disadvantaged Business (SDB)	108	8.4%	56	4.4%	30	2.3%
Veteran Owned	100	7.8%	41	3.2%	28	2.2%
Service Disabled Veteran Owned Business (SDVOB)	74	5.8%	31	2.4%	17	1.3%

## FDIC Total Awards by Socio Economic Categories January 1 – December 31, 2016

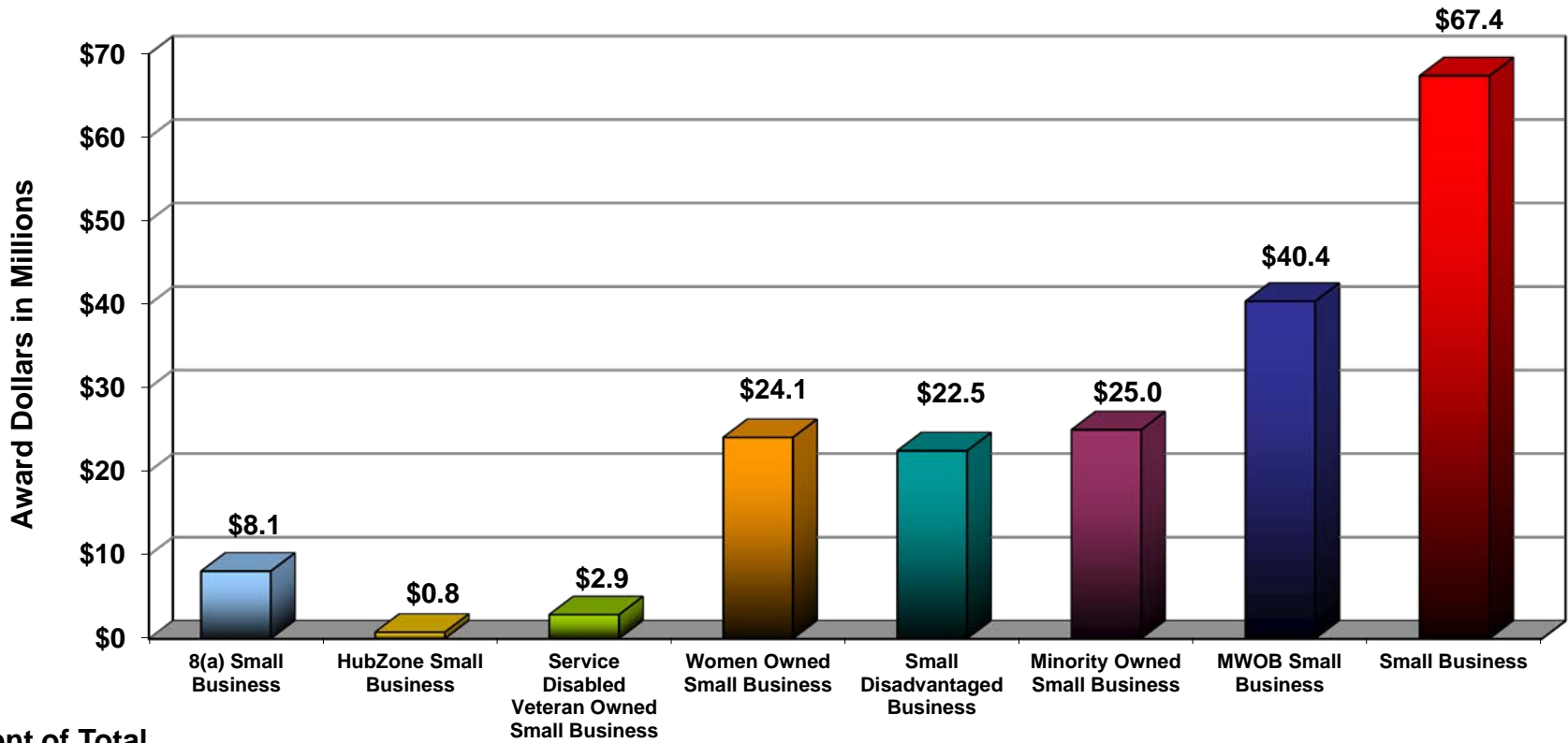


Percent of Total FDIC Awards:	8(a)	HubZone	Service Disabled Veteran Owned	Women Owned	Small Disadvantaged Business	Minority Owned	MWOB
	1.7%	0.4%	0.8%	9.3%	10.6%	11.1%	18.5%

* Other Agencies' Percentage:	8(a)	HubZone	Service Disabled Veteran Owned	Women Owned	Small Disadvantaged Business	Minority Owned	MWOB
	4.6%	2.0%	2.5%	4.0%	6.7%	8.3%	Not Available

\* Source is bar chart on home-page of FPDS-NG website for FY 2011 YTD as of 1/6/12

## FDIC Small Business Awards by Socio Economic Categories January 1 - December 31, 2016



**Percent of Total**

<b>FDIC Awards:</b>	<b>1.6%</b>	<b>0.2%</b>	<b>0.6%</b>	<b>4.7%</b>	<b>4.4%</b>	<b>4.9%</b>	<b>7.9%</b>	<b>13.3%</b>
---------------------	-------------	-------------	-------------	-------------	-------------	-------------	-------------	--------------

**\*Other Agencies' Percentage:**

<b>4.5%</b>	<b>1.8%</b>	<b>3.9%</b>	<b>5.1%</b>	<b>10.1%</b>	<b>N/A</b>	<b>N/A</b>	<b>25.7%</b>
-------------	-------------	-------------	-------------	--------------	------------	------------	--------------

**Govt-Wide Goal:**

<b>N/A</b>	<b>3.0%</b>	<b>3.0%</b>	<b>5.0%</b>	<b>5.0%</b>	<b>N/A</b>	<b>N/A</b>	<b>23.0%</b>
------------	-------------	-------------	-------------	-------------	------------	------------	--------------

\* Source is FY2015 Small Business Goaling Report from FPDS-NG      N/A = Not Available

In determining what constitutes a small business, among other things, the definition will vary to reflect industry differences, such as size standards. Small Businesses must meet the size standard established for a contract, which are based on North American Industrial Classification System (NAICS) codes.

January 5, 2017