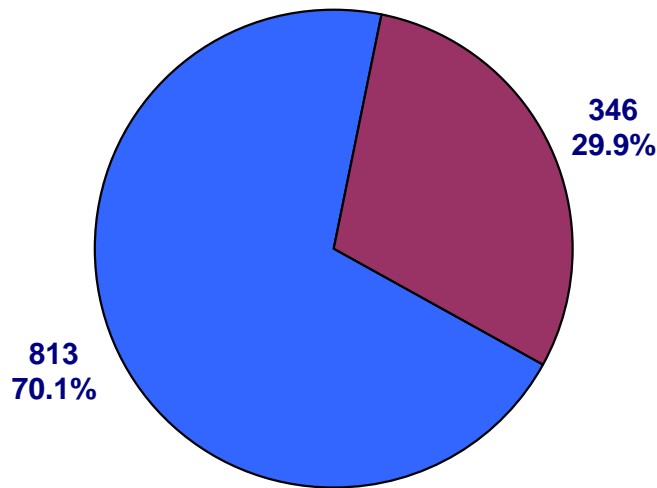


FDIC Contracting Awards

January 1 – December 31, 2015

MWOB PARTICIPATION (DOLLARS IN MILLIONS)

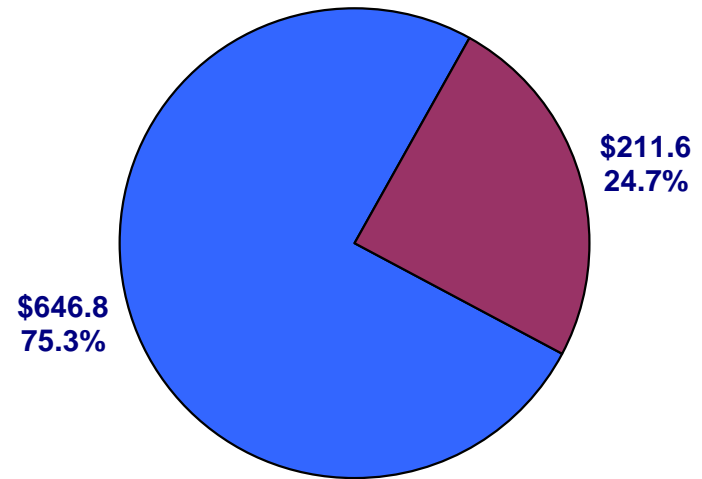
TOTAL ACTIONS – 1,159



■ NON MWOB ■ MWOB

45 (or 3.9%) of the actions in 2015 were awarded to businesses classified as both minority-owned and women-owned

TOTAL DOLLARS - \$858.4



■ NON MWOB ■ MWOB

\$37.8 (or 4.3%) of the dollars in 2015 were awarded to businesses classified as both minority-owned and women-owned

January 6, 2016

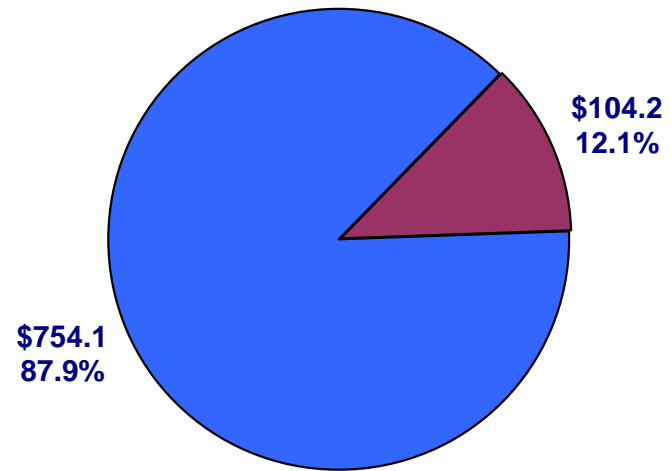
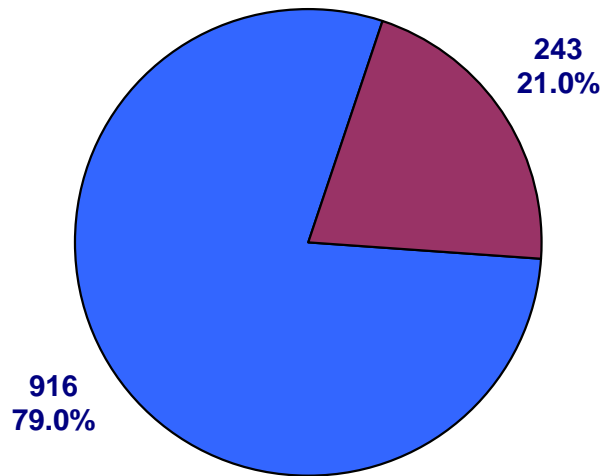
FDIC Contracting Awards

January 1 – December 31, 2015

WOMEN OWNED (WO) PARTICIPATION (DOLLARS IN MILLIONS)

TOTAL ACTIONS – 1,159

TOTAL DOLLARS - \$858.4



■ NON WO ■ WO

■ NON WO ■ WO

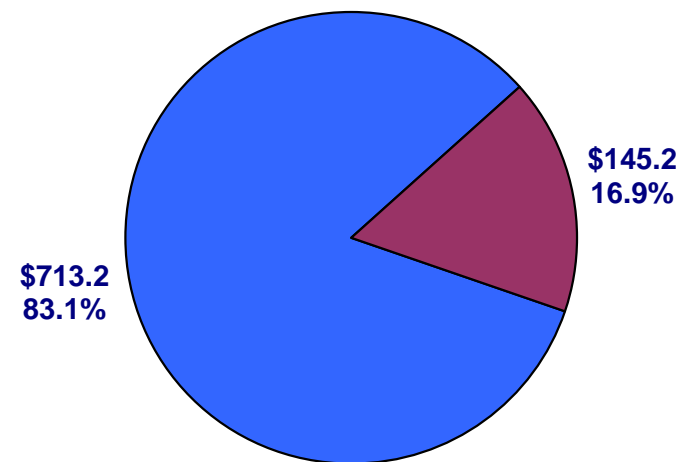
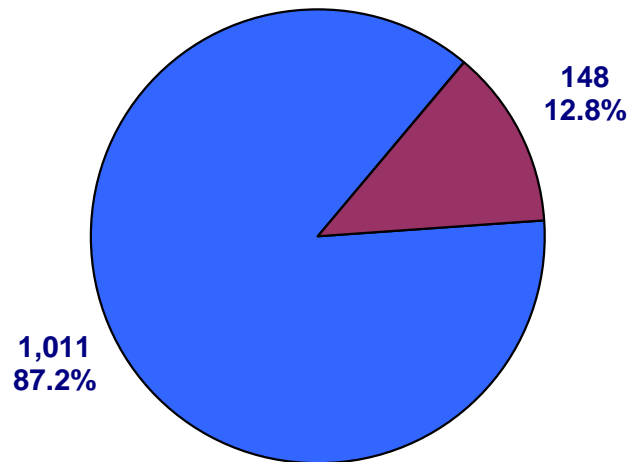
FDIC Contracting Awards

January 1 – December 31, 2015

MINORITY OWNED (MO) PARTICIPATION (DOLLARS IN MILLIONS)

TOTAL ACTIONS – 1,159

TOTAL DOLLARS - \$858.4

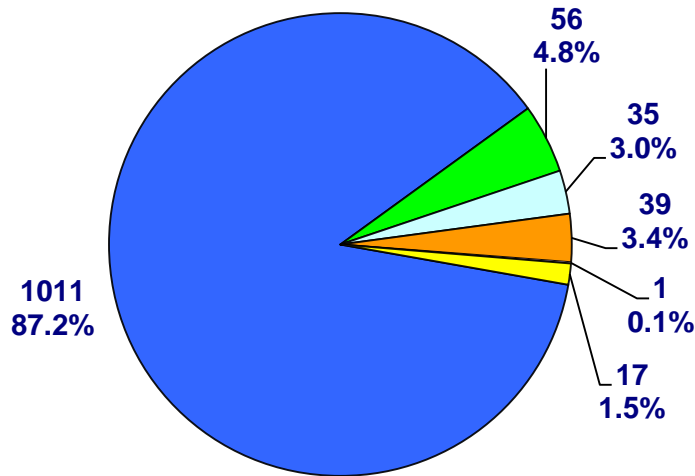


FDIC Contracting Awards

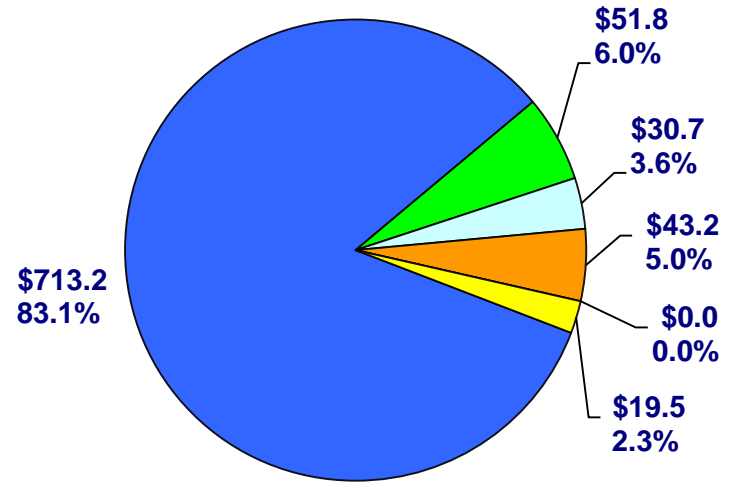
January 1 – December 31, 2015

MINORITY OWNED PARTICIPATION BY ETHNICITY (DOLLARS IN MILLIONS)

TOTAL ACTIONS – 1,159



TOTAL DOLLARS - \$858.4



January 6, 2016

FDIC Contracting Payments	
Year-to-Date Through December 2015	
Total	\$ 507.2
<i>Total</i>	<i>100.0%</i>
MWOB	\$ 142.5
<i>MWOB</i>	<i>28.1%</i>
Minority Owned (MO)	\$ 89.3
<i>Minority Owned (MO)</i>	<i>17.6%</i>
Women Owned (WO)	\$ 83.2
<i>Women Owned (WO)</i>	<i>16.4%</i>
Overlap (Both MO & WO)	\$ 30.0
<i>Overlap (Both MO & WO)</i>	<i>5.9%</i>
Asian American	\$ 39.9
<i>Asian American</i>	<i>7.9%</i>
Black American	\$ 13.3
<i>Black American</i>	<i>2.6%</i>
Hispanic American	\$ 25.1
<i>Hispanic American</i>	<i>5.0%</i>
Native American	\$ 0.1
<i>Native American</i>	<i>0.0%</i>
Other	\$ 10.9
<i>Other</i>	<i>2.1%</i>
MWOB = MO, or WO, or both MO & WO	
Dollars are in millions	
FDIC Contracting Payments represent the total dollar amount of contract and task order payments made during the stated period.	

MWOB CONTRACTING

2015

Contractor	Description of Services	Number of Awards	Total Dollar Value	Division	MWOB STATUS	Ethnicity
PRAGMATICS, INC.	ITAS II	14	\$41,113,243	DIT	MO	Asian-Pacific American Owned
PRESCIENT INC	ORE Marketing & Management Services	9	\$21,459,141	DRR	MO	Hispanic American Owned
BLUE CANOPY GROUP, LLC	Information Security and Privacy Services	1	\$18,608,671	ISPS	WO	
MSOL INC.	ITAS II	5	\$17,978,811	DIT	MO/WO	Other than one of the preceding
QUANTUMG & A JOINT VENTURE	ORE Marketing & Management Services and Property Tax Services	11	\$16,574,669	DRR	MO	Hispanic American Owned
BUSINESS MANAGEMENT ASSOCIATES, INC.	Human Resources Support - Operations	1	\$15,483,236	DOA	MO/WO	Black American Owned
FULCRUM INTERNATIONAL, INC.	Warehousing Services	1	\$11,317,311	DOA	WO	
CAREER DEVELOPMENT ALLIANCE, LLC	Career Mngt Program (Advisory & Assistance)	1	\$7,905,094	DOA	WO	
FCN, INC.	Software & Hardware Maintenance	16	\$6,474,050	DIT	WO	
PIFINITY, INC.	IT Hardware & Maintenance	6	\$6,095,731	DIT	WO	
FIRST FINANCIAL NETWORK, INC.	Internet Marketing & Asset/Loan Sales Svcs	5	\$5,200,326	DRR	WO	
BAZILIO COBB ASSOCIATES, PC	Receivership Assistance Services	2	\$4,420,000	DRR	MO	Black American Owned
DEVA & ASSOCIATES PC	Loss Share Agreement	5	\$3,500,000	DRR	MO	Subcontinent Asian (Asian-Indian) American Owned
MURCOR, INC.	Appraisal Management Services	5	\$3,322,200	DRR	MO	Black American Owned
CORVUS GROUP, THE	Loss Share Agreement and Receivership Mngt Support Svcs	5	\$3,292,000	DRR	MO	Black American Owned
TRIAD TECHNOLOGY PARTNERS, LLC	Software Maintenance	2	\$2,720,452	DIT	WO	
NFINITY LLC	Software Maintenance	6	\$2,080,239	DRR	MO	Subcontinent Asian (Asian-Indian) American Owned
UNICORP CUSHMAN WAKEFIELD JV	Financial Advisory Valuation Services	11	\$1,829,347	DRR	MO	Black American Owned
TECHNICA CORPORATION	IT Hardware & Maintenance	5	\$1,609,283	DIT	MO	Hispanic American Owned
GLOBAL RESOURCE SOLUTIONS, INC.	Security Support Services	1	\$1,346,586	DOA	MO	Black American Owned
FERNCLIFF INVESTMENTS	Financial Advisory Valuation Services	11	\$1,055,419	DRR	WO	
SHI INTERNATIONAL CORP.	Software Maintenance	9	\$1,019,875	DIT	MO/WO	Asian-Pacific American Owned
ALLIANCE TECHNOLOGY GROUP, LLC	IT Hardware Maintenance	2	\$995,846	DIT	WO	
GROVE STREET INVESTMENT, LLC	Financial Advisory Valuation Services	6	\$870,000	DRR	MO/WO	Subcontinent Asian (Asian-Indian) American Owned
MIR, MITCHELL & COMPANY, LLP	Receivership Assistance Services	1	\$844,000	DRR	WO	
ZBIZ CORPORATION	Hardware and Software Maintenance	3	\$826,058	DIT	MO	Subcontinent Asian (Asian-Indian) American Owned
VASTEC, INC.	Indexing & Imaging	2	\$800,000	DRR	MO	Other than one of the preceding
SILA SOLUTIONS GROUP, INC.	Software	2	\$799,670	DIT	MO	Subcontinent Asian (Asian-Indian) American Owned
PLANNING, INC.	Retirement Seminars	1	\$786,347	FCU	MO	Hispanic American Owned
GARNET CAPITAL ADVISORS, LLC	Financial Advisory Valuation Services	7	\$778,807	DRR	WO	
T CURTIS & COMPANY	Receivership Assistance Services	3	\$742,000	DRR	MO/WO	Black American Owned
TOP-TIER TECHNOLOGIES, INC.	Software & Hardware Maintenance	2	\$669,947	DIT	MO	Subcontinent Asian (Asian-Indian) American Owned
FORCE 3, INC.	Software	4	\$665,779	DIT	MO	Hispanic American Owned
FEDERAL MANAGEMENT PARTNERS, INC.	Comprehensive Learning & Development Support and Management Study	3	\$665,705	DRR	WO	
CASCADES TECHNOLOGIES, INC.	Documentum - Software Maintenance	1	\$607,631	DIT	MO	Hispanic American Owned
NEWTTYPE, INC	Translation/Transcreation/Interpreter Services	36	\$578,674	DRR	WO	
STAR ELEVATOR INC	Elevator Maintenance Services	1	\$500,000	DOA	MO	Hispanic American Owned
O'HARE VAN LINES INC	Moving Services - Chicago	1	\$487,000	DOA	WO	
PANAMERICA COMPUTERS, INC.	Laptop Refresh	1	\$412,421	DIT	MO/WO	Hispanic American Owned
FOUR LLC	Software Maintenance	4	\$391,842	DIT	MO/WO	Other than one of the preceding
ROCKBRIDGE ASSOCIATES, INC.	Mobile Financial Svcs - Underserved Consumers	1	\$368,528	DCP	WO	
C2 PORTFOLIO INC	Temporary Staffing	3	\$286,000	DRR	WO	

(Continued on next page)

MWOB CONTRACTING

2015

(Continued from previous page)

Contractor	Description of Services	Number of Awards	Total Dollar Value	Division	MWOB STATUS	Ethnicity
INTERIOR RESOURCE GROUP INC	Furniture	2	\$241,155	DOA	MO	Hispanic American Owned
PARTNER ASSESSMENT CORPORATION	Environmental Due Diligence	3	\$239,400	DRR	WO	
IMPRIMIS GROUP INC	Payroll Services	2	\$222,000	DRR	WO	
KNOWLOGY CORPORATION	IT Courses	1	\$210,000	FCU	WO	
INTEGRATED FINANCIAL ENGINEERING INC.	SCOR Model Review	1	\$210,000	CRO	MO	Asian-Pacific American Owned
SOLUTIONS BY DESIGN II, LLC	Software Maintenance	1	\$201,854	DIT	MO/WO	Other than one of the preceding
STEWART COMMUNICATIONS ASSOC. INC	Effective Writing Workshops	1	\$200,000	FCU	WO	
RGM INCORPORATED	Annual Report Support Services	1	\$200,000	DOF	MO	Black American Owned
C2 TECHNOLOGIES INC	Instructor Led Training and Materials	1	\$193,064	FCU	MO/WO	Subcontinent Asian (Asian-Indian) American Owned
ADVANCED COMPUTER CONCEPTS, INC.	Software Maintenance	1	\$164,019	DIT	WO	
SUPPLYSOURCE DC, LLC	Furniture	1	\$161,059	DOA	MO	Hispanic American Owned
OMNIFICS, INC.	Furniture	1	\$153,546	DOA	MO	Asian-Pacific American Owned
MERIDIAN IMAGING SOLUTIONS, INC.	Hardware	1	\$137,437	DIT	WO	
TELESIS CORPORATION	Subscription - Open FISMA	1	\$132,430	DIT	MO/WO	Subcontinent Asian (Asian-Indian) American Owned
FORWARD MOMENTUM LLC	Learning & Development Curriculum Support	1	\$114,250	FCU	WO	
PROFESSIONAL BUSINESS INTERIORS, LLC	Furniture and Carpeting	2	\$111,742	DOA	MO/WO	Other than one of the preceding
BIALEK CORPORATION OF MARYLAND, THE	Furniture	2	\$111,715	DOA	WO	
SAVINA CONSULTING, LLC	Evaluation Program	1	\$105,000	FCU	WO	
FRONTIER TECHNOLOGIES INC	Blackberry Renewal	1	\$102,155	DIT	MO/WO	Subcontinent Asian (Asian-Indian) American Owned
FULCHER, DAGNE	ISM Role Assessment & Gap Analysis	1	\$90,350	ISPS	WO	
MERLIN INTERNATIONAL, INC.	Software Maintenance	1	\$75,940	DIT	MO	Hispanic American Owned
IMPACT TRAINING SYSTEMS INC	Leadership Mentoring	1	\$74,700	DOA	WO	
TRANSPERFECT TRANSLATIONS INTERNATIONAL	Translation/Transcreation/Interpreter Services	35	\$74,292	DRR	WO	
HUMAN TOUCH TRANSLATIONS LTD.	Translation/Transcreation/Interpreter Services	35	\$68,861	DRR	WO	
CAROL PHILP INC	Promotional Items	6	\$58,639	MWI	WO	
JOY PROMOTIONS, INC.	Promotional Items	5	\$56,505	MWI	MO/WO	Black American Owned
DIVERSIFIED DISTRIBUTORS INTERNATIONAL,	Software Maintenance	2	\$51,447	DIT	MO/WO	Other than one of the preceding
IDMWORKS, INC.	Software	1	\$49,200	DIT	MO/WO	Asian-Pacific American Owned
XCETERA LLC	Promotional Items	4	\$42,611	MWI	WO	
KARIS INNOVATION, LLC	Swimage Software Subscription	1	\$41,400	DIT	MO/WO	Hispanic American Owned
AVID SYSTEMS, LLC	Software Maintenance	1	\$37,313	DIT	WO	
DEKATRON CORPORATION	Software Maintenance	1	\$29,995	DIT	MO	Hispanic American Owned
AINS, INC.	Software Maintenance	1	\$26,133	DIT	MO	Asian-Pacific American Owned
ZONES, INC.	Software Maintenance	2	\$24,739	DIT	MO	Subcontinent Asian (Asian-Indian) American Owned
VINITECH INC.	Hardware Maintenance	1	\$15,499	DIT	WO	
AUDIMATION SERVICES INC	Software Maintenance	1	\$14,862	DIT	WO	
HIGH PLAINS COMPUTING, INC.	Software Maintenance	1	\$13,607	DIT	MO/WO	Other than one of the preceding
COMPUTER WORD PROCESSING SYSTEMS, INC.	Software Maintenance	1	\$13,090	DIT	WO	
TECHNOLOGY SPECIALISTS, INC.	Software Maintenance	1	\$12,475	DIT	MO	Black American Owned
GREAT CIRCLE LEARNING INC	Software Licenses	1	\$10,635	DIT	WO	
AFFIGENT, LLC	Software	1	\$9,359	DIT	MO	Native American Owned
FORENSIC STORE, INC	Software	1	\$9,142	DIT	WO	
84 MWOB Contractors		346	\$211,593,557			

January 6, 2016

2015 Through December

MWOB Percentages (Awards and Contractors)

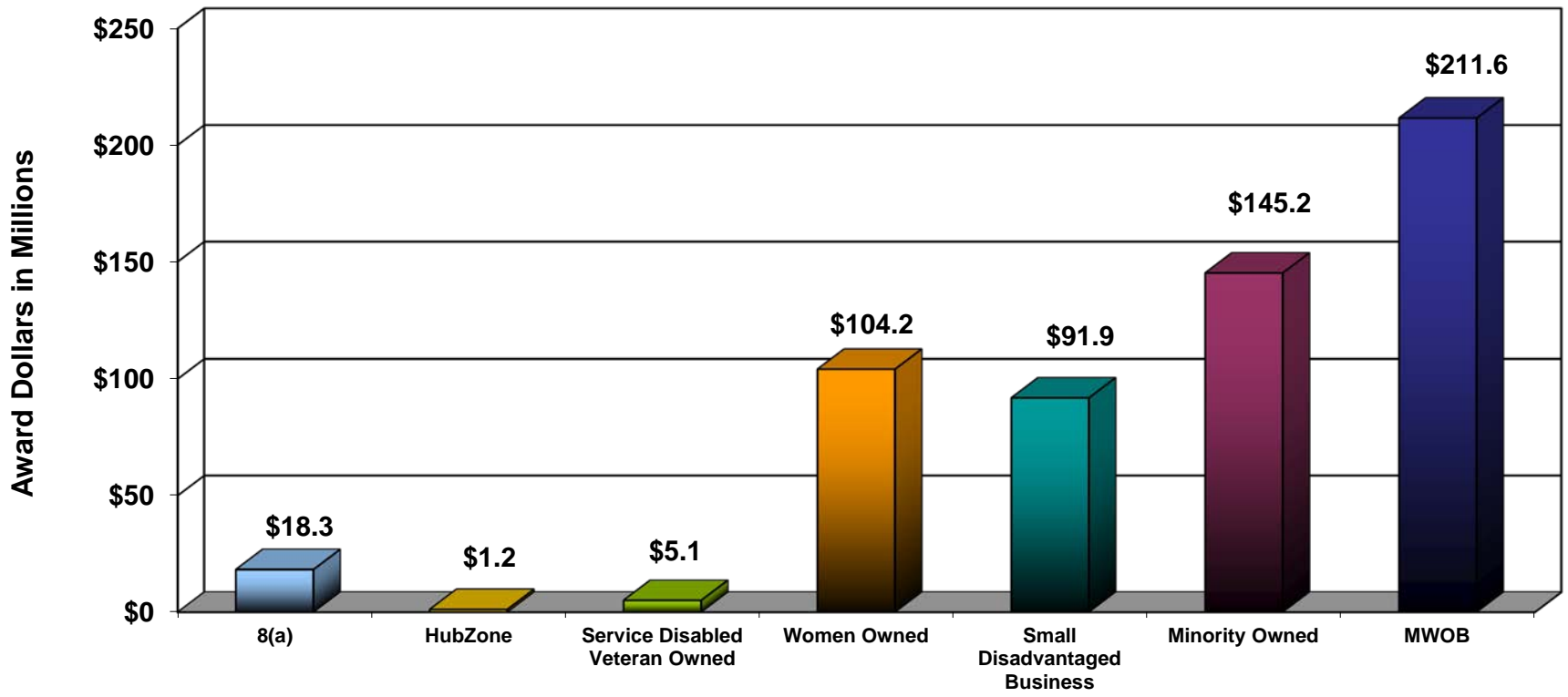
DATA ON NUMBER OF AWARDS AND NUMBER OF CONTRACTORS	2015 Through December
Total Active Awards (As of last date of reporting period)	1,665
Total MWOB Active Awards	470
	28.23%
Total Active Contractors (As of last date of reporting period)	485
MWOB Active Contractors	114
	23.51%
Total Contractors Receiving Awards	394
MWOB Contractors Receiving Awards	84
	21.32%
Total Number of Awards	1,159
Total Number of MWOB Awards	346
	29.85%

MWOB Dollars by Division

Division	Dollars	Percentage
DIT	\$83,553,369	39.5%
DRR	\$68,012,375	32.1%
DOA	\$37,893,144	17.9%
ISPS	\$18,699,021	8.8%
FCU	\$1,924,366	.9%
OIG	\$450,000	.2%
DCP	\$368,528	.2%
DOF	\$325,000	.2%
CRO	\$210,000	.1%
OMWI	\$157,754	.1%
TOTAL	\$211,593,557	100.0%

January 6, 2016

FDIC Total Awards by Socio Economic Categories January 1 – December 31, 2015

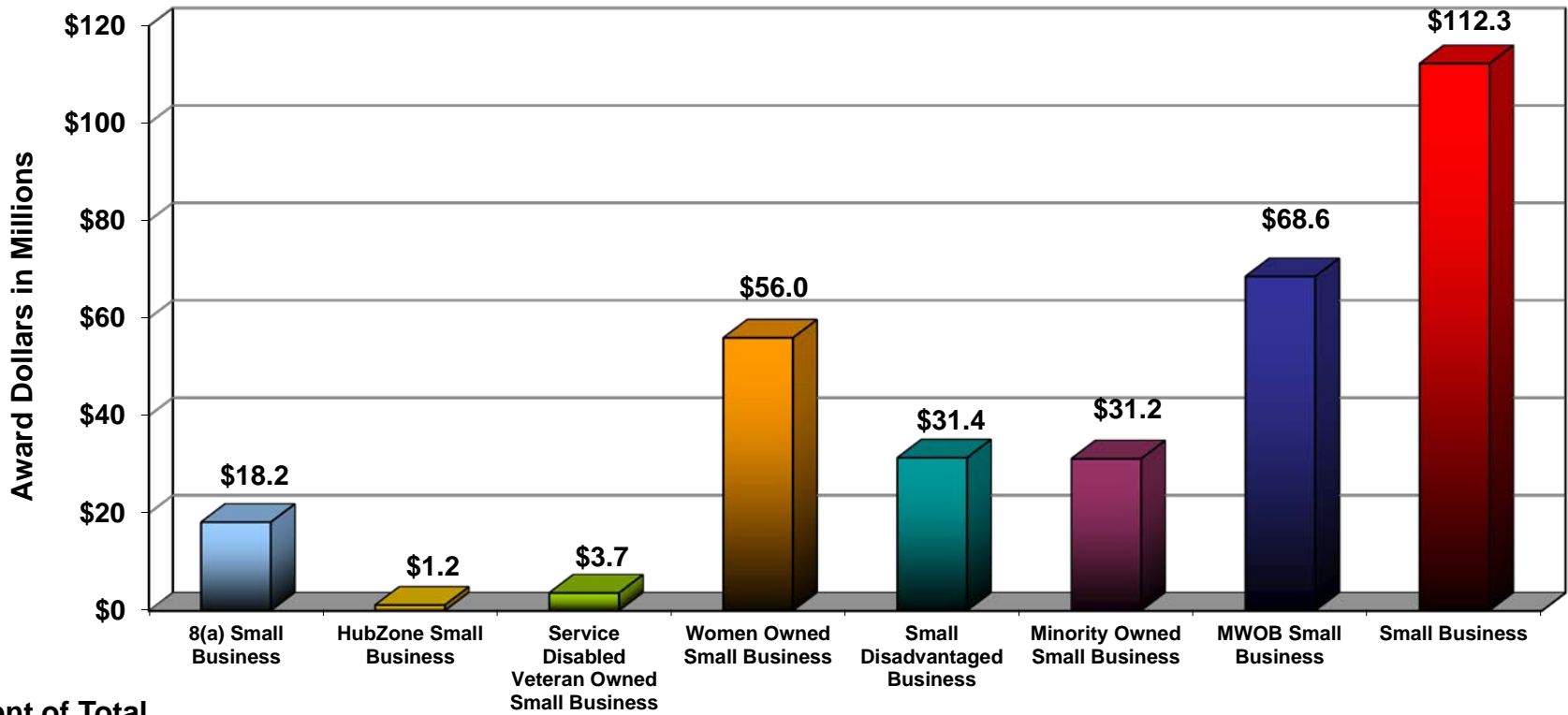


Percent of Total FDIC Awards:	8(a)	HubZone	Service Disabled Veteran Owned	Women Owned	Small Disadvantaged Business	Minority Owned	MWOB
	2.1%	0.1%	0.6%	12.1%	10.7%	16.9%	24.7%

* Other Agencies' Percentage:	8(a)	HubZone	Service Disabled Veteran Owned	Women Owned	Small Disadvantaged Business	Minority Owned	MWOB
	4.6%	2.0%	2.5%	4.0%	6.7%	8.3%	Not Available

* Source is bar chart on home-page of FPDS-NG website for FY 2011 YTD as of 1/6/12

FDIC Small Business Awards by Socio Economic Categories January 1 - December 31, 2015



Percent of Total

FDIC Awards:	2.1%	0.1%	0.4%	6.5%	3.7%	3.6%	8.0%	13.1%
---------------------	-------------	-------------	-------------	-------------	-------------	-------------	-------------	--------------

***Other Agencies' Percentage:**

4.4%	1.8%	3.7%	4.7%	9.5%	N/A	N/A	25.0%
-------------	-------------	-------------	-------------	-------------	------------	------------	--------------

Govt-Wide Goal:

N/A	3.0%	3.0%	5.0%	5.0%	N/A	N/A	23.0%
------------	-------------	-------------	-------------	-------------	------------	------------	--------------

* Source is FY2014 Small Business Goaling Report from FPDS-NG N/A = Not Available

In determining what constitutes a small business, among other things, the definition will vary to reflect industry differences, such as size standards. Small Businesses must meet the size standard established for a contract, which are based on North American Industrial Classification System (NAICS) codes.

January 6, 2016