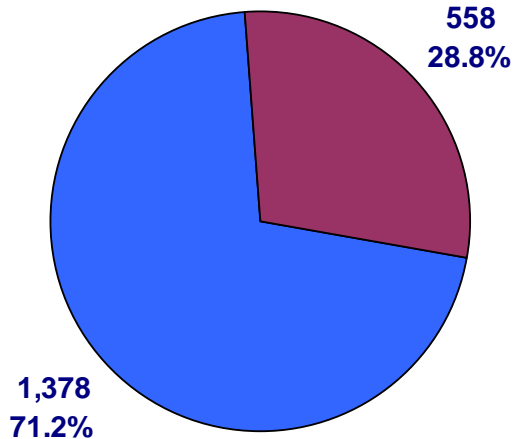


FDIC Contracting Awards

January 1 – December 31, 2011

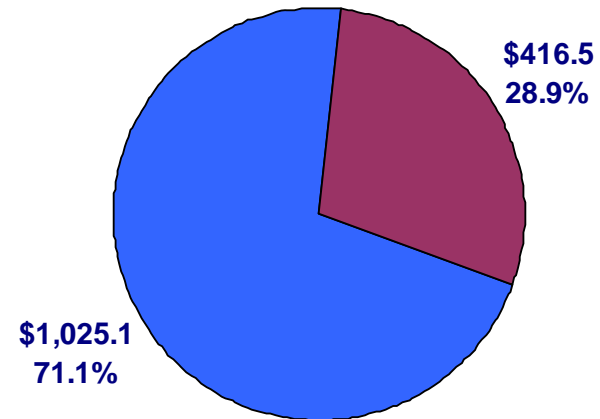
MWOB PARTICIPATION (DOLLARS IN MILLIONS)

TOTAL ACTIONS – 1,936



■ NON MWOB ■ MWOB

TOTAL DOLLARS - \$1,441.6



■ NON MWOB ■ MWOB

83 (or 4.3%) of the actions in 2011 YTD were awarded to businesses classified as both minority-owned and women-owned

\$52.2 (or 3.6%) of the dollars in 2011 YTD were awarded to businesses classified as both minority-owned and women-owned

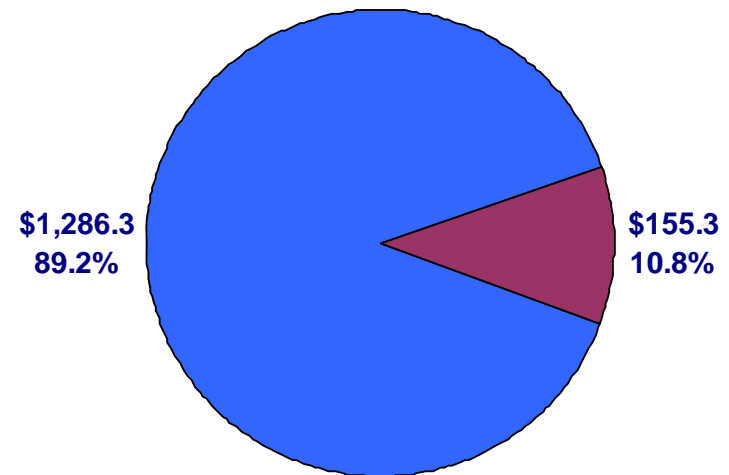
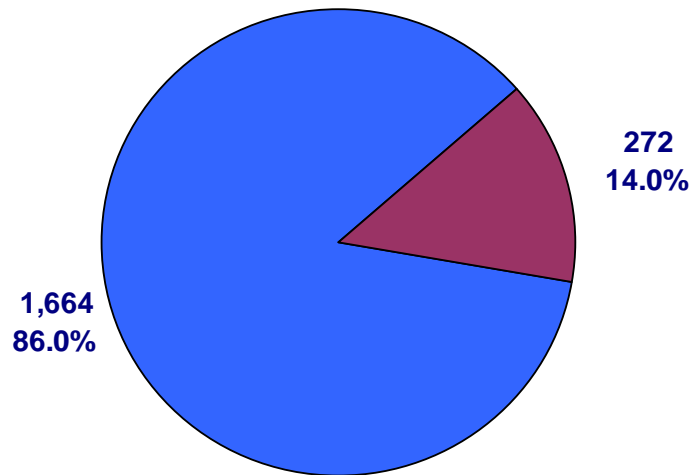
FDIC Contracting Awards

January 1 – December 31, 2011

WOMEN OWNED (WO) PARTICIPATION (DOLLARS IN MILLIONS)

TOTAL ACTIONS – 1,936

TOTAL DOLLARS - \$1,441.6



■ NON WO

■ WO

■ NON WO

■ WO

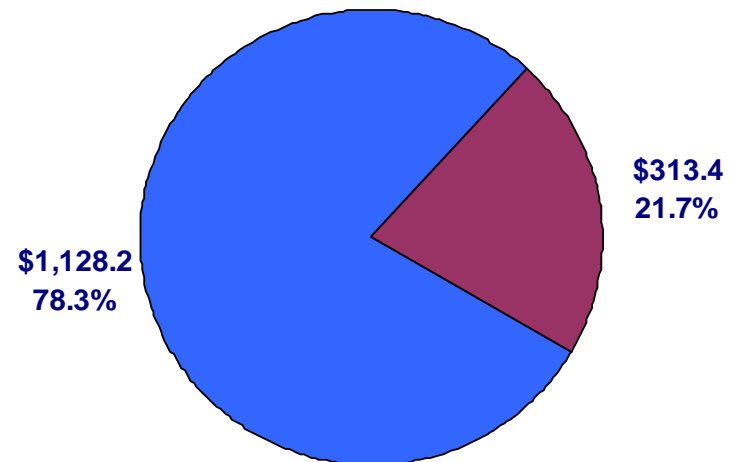
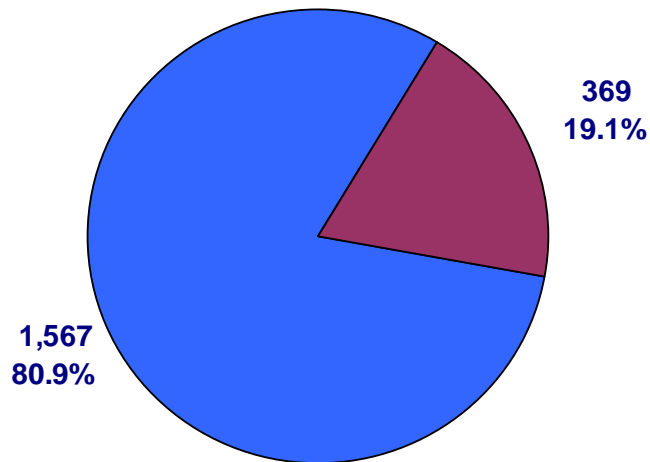
FDIC Contracting Awards

January 1 – December 31, 2011

MINORITY OWNED (MO) PARTICIPATION (DOLLARS IN MILLIONS)

TOTAL ACTIONS – 1,936

TOTAL DOLLARS - \$1,441.6



■ NON MO ■ MO

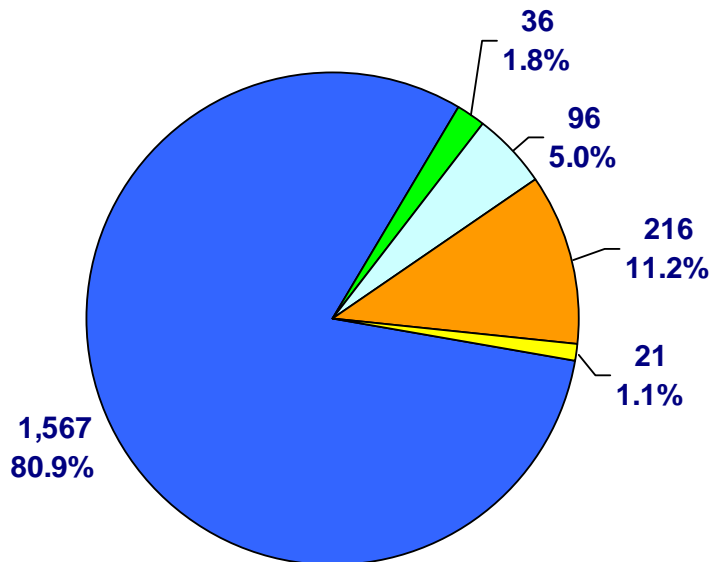
■ NON MO ■ MO

FDIC Contracting Awards

January 1 – December 31, 2011

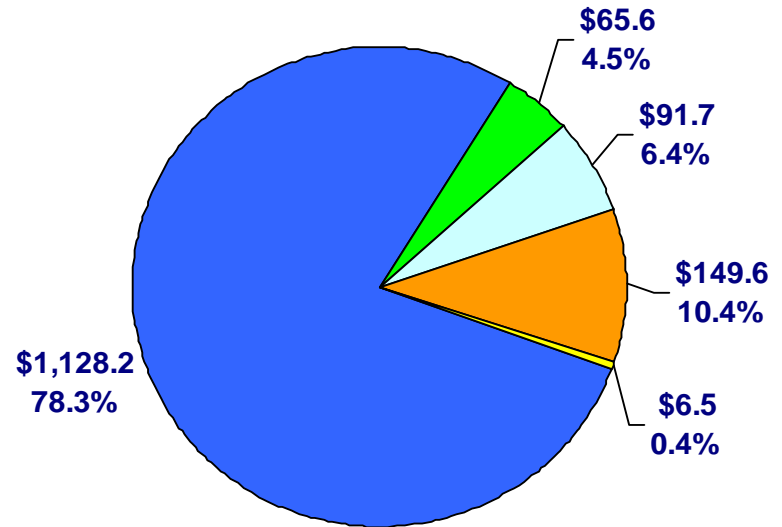
MINORITY OWNED PARTICIPATION BY ETHNICITY (DOLLARS IN MILLIONS)

TOTAL ACTIONS – 1,936



■ Non Minority
■ Asian American
■ Black American
■ Hispanic American
■ Native American

TOTAL DOLLARS - \$1,441.6



■ Non Minority
■ Asian American
■ Black American
■ Hispanic American
■ Native American

MWOB CONTRACTING 2011

Contractor	Description of Services	Number of Awards	Total Dollar Value	Division	MWOB STATUS	Ethnicity
PRESCIENT INC	ORE	94	\$72,587,159	DRR	MO	Hispanic American Owned
QUANTUM/G & A JOINT VENTURE	RAC & ORE	78	\$70,977,060	DRR	MO	Hispanic American Owned
THOMPSON, COBB, BAZILIO & ASSOCIATES	RAC & Due Diligence-Real Estate & LSA	17	\$29,491,637	DRR	MO	Black American Owned
MIR MITCHELL & COMPANY LLP	RAC	23	\$29,059,000	DRR	WO	
CORVUS GROUP, THE	LSA	5	\$25,522,440	DRR	MO	Black American Owned
PYRAMID SYSTEMS, INC.	Examination Tool Suite & ProForma 2.0	5	\$24,630,346	DIT	MO/WO	Asian-Pacific American Owned
IMPRIMIS GROUP INC	Payroll	37	\$24,357,000	DRR	WO	
PRAGMATICS, INC.	ITAS & Receivership Mngt Support Services	4	\$17,682,169	DIT/DRR/CFI	MO	Asian-Pacific American Owned
DEVA & ASSOCIATES, P.C.	LSA	7	\$17,113,252	DRR	MO	Subcontinent Asian (Asian-Indian) American Owned
T CURTIS & COMPANY	Temp Staffing & DOF Management Support	25	\$12,387,000	DOF/DRR	MO/WO	Black American Owned
MURCOR, INC.	Appraisal Management Services	29	\$11,874,425	DRR	MO	Black American Owned
MICAH MORTGAGE SERVICE	Management Services-Indy Mac & Receivership Oversight	2	\$11,219,360	DRR	WO	
FIRST FINANCIAL NETWORK, INC.	Internet Marketing	8	\$8,655,234	DRR	WO	
WORLEY AUCTIONEERS & APPRAISERS, INC.	FFE Auction	20	\$5,684,078	DRR	WO	
CAREER DEVELOPMENT ALLIANCE, LLC	Career Counseling Services	1	\$4,848,670	DOA	WO	
HIGHLIGHT TECHNOLOGIES, LLC	Information Security Support Services	1	\$4,037,000	DRR	MO/WO	Asian-Pacific American Owned
UNICORP CUSHMAN WAKEFIELD JV	Financial Advisory Services	1	\$3,775,000	DRR	MO	Black American Owned
TAI PEDRO & ASSOCIATES, P.C.	Settlement Support Services	1	\$3,672,174	DRR	MO	Black American Owned
JVI - APPRAISAL DIVISION L.L.C.	Appraisal Management Services	16	\$3,590,000	DRR	MO	Native American Owned
ANSWER TITLE AND ESCROW LLC	Title Services	5	\$3,231,283	DRR	MO/WO	Black American Owned
GARNET CAPITAL ADVISORS, LLC	Financial Advisory Services & Internet Marketing	8	\$3,163,303	DRR	WO	
WINDWALKER CORPORATION	Business Improvement Support Services	5	\$2,865,000	DRR	MO/WO	Native American Owned
PARTNER ASSESSMENT CORPORATION	Environmental Due Diligence/Site Assessment	41	\$2,811,558	DRR	WO	
OAKLEAF GROUP, LLC, THE	Risk Share Asset Management	1	\$2,410,000	DRR	WO	
MHM CAPITAL, LLC	Financial Advisory Services-Note Structure	2	\$2,400,000	DRR	WO	
HAGINAS & COMPANY	Appraisal Management Services	10	\$2,383,250	DRR	WO	
DEVAL LLC	Title Services	5	\$2,216,070	DRR	MO/WO	Hispanic American Owned
SUPPLYSOURCE, INC	Furniture/Design Services/Installation	7	\$2,106,109	DOA	MO	Hispanic American Owned
OPUS CAPITAL MARKETS CONSULTANTS, LLC	Due Diligence-Real Estate	1	\$1,500,000	DRR	WO	
TARGUS ASSOCIATES LLC	Environmental Due Diligence/Site Assessment	31	\$1,250,146	DRR	MO/WO	Hispanic American Owned
ASG MORTGAGE SERVICES INC	Due Diligence-Real Estate	1	\$975,000	DRR	WO	
C2 PORTFOLIO INC	Temp Staffing	4	\$922,000	DRR	WO	
TRINITY TECHNOLOGY GROUP, INC.	Security Support Services	1	\$888,877	DOA	MO	Black American Owned
BLACK SWAN CONSULTING LLC	Complex Securities	1	\$750,000	DRR	MO	Asian-Pacific American Owned
WALKER CONSULTANTS, INC	Environmental Due Diligence/Site Assessment	13	\$732,600	DRR	WO	
CASTLEOAK SECURITIES, L.P.	Underwriter Services & Complex Securities	3	\$675,000	DRR	MO	Black American Owned
GRUY, H J & ASSOCIATES INC	Oil & Gas Consulting and Evaluation	2	\$520,000	DRR	WO	
GROVE STREET INVESTMENT, LLC	Financial Advisory Services-Note Structure	1	\$500,000	DRR	MO/WO	Subcontinent Asian (Asian-Indian) American Owned
HP PRODUCTIONS INC	Video Production Services	1	\$493,820	DOA	MO/WO	Hispanic American Owned
WATERMARK INVESTMENT ADVISORS, LLC	Complex Securities	1	\$450,000	DRR	MO/WO	Asian-Pacific American Owned
LONGUIST & CO., LLC	Oil & Gas Consulting and Evaluation	2	\$400,000	DRR	WO	
BAT ASSOCIATES, INC.	Environmental Due Diligence/Site Assessment	15	\$393,730	DRR	MO	Asian-Pacific American Owned
W. M. ENTERPRISES, INC.	Real Estate Auction Services	1	\$350,000	DRR	WO	
REED & ASSOCIATES CPAS,	Audit and Expert Services	1	\$184,163	OIG	WO	
PROFESSIONAL BUSINESS INTERIORS, LLC	Mattresses for Student Residence Center	1	\$170,789	DOA	WO	
RENAE GRIFFIN & ASSOCIATES, INC.	Investor Match Program Support	1	\$129,100	DOA	MO/WO	Black American Owned
J. M. NEIL & ASSOC., INC.	RMS-KCRO Temporary Services	1	\$112,000	DSC	WO	
CAROL PHILP INC	Promotional Items	1	\$70,000	ODE	WO	
PRESTON GROUP LLC, THE	SBA Loan Consulting	2	\$47,000	DRR	WO	
JOY PROMOTIONS, INC.	Promotional Items	2	\$46,502	ODE	MO/WO	Black American Owned
XCETERA LLC	Promotional Items	1	\$30,700	ODE	WO	
AHMAD ASSOCIATES, LIMITED, A PROFESSIONA	SBA Loan Consulting	1	\$30,000	DRR	MO	Subcontinent Asian (Asian-Indian) American Owned
KNIGHTO, LLC	Mobile Filing Unit	1	\$19,968	DOA	MO	Black American Owned
WHITE, SANDRA M	NDIC Training for OIA	1	\$15,000	OIA	WO	
DATA LISTING SERVICES, LLC	Event Call Center Services	1	\$10,000	DRR	WO	
LANGUAGE DOCTORS, INC. (THE)	Translation/Transcreation/Interpreter Services	4	\$2,558	DRR	MO	Black American Owned
NEWTYPE, INC	Translation/Transcreation/Interpreter Services	3	\$665	DRR	WO	
M.R. BEAL & COMPANY	Underwriter Services	1	\$0	DRR	MO	Black American Owned
58 Contractors		558	\$416,419,196			

2011 Through December

MWOB Percentages (Awards and Contractors)

DATA ON NUMBER OF AWARDS AND NUMBER OF CONTRACTORS	2011 Through December
Total Active Awards (As of last date of reporting period)	2,751
Total MWOB Active Awards	766
	27.84%
Total Active Contractors (As of last date of reporting period)	271
MWOB Active Contractors	61
	22.51%
Total Contractors Receiving Awards	201
MWOB Contractors Receiving Awards	58
	28.86%
Total Number of Awards	1,936
Total Number of MWOB Awards	558
	28.82%

MWOB Dollars by Division

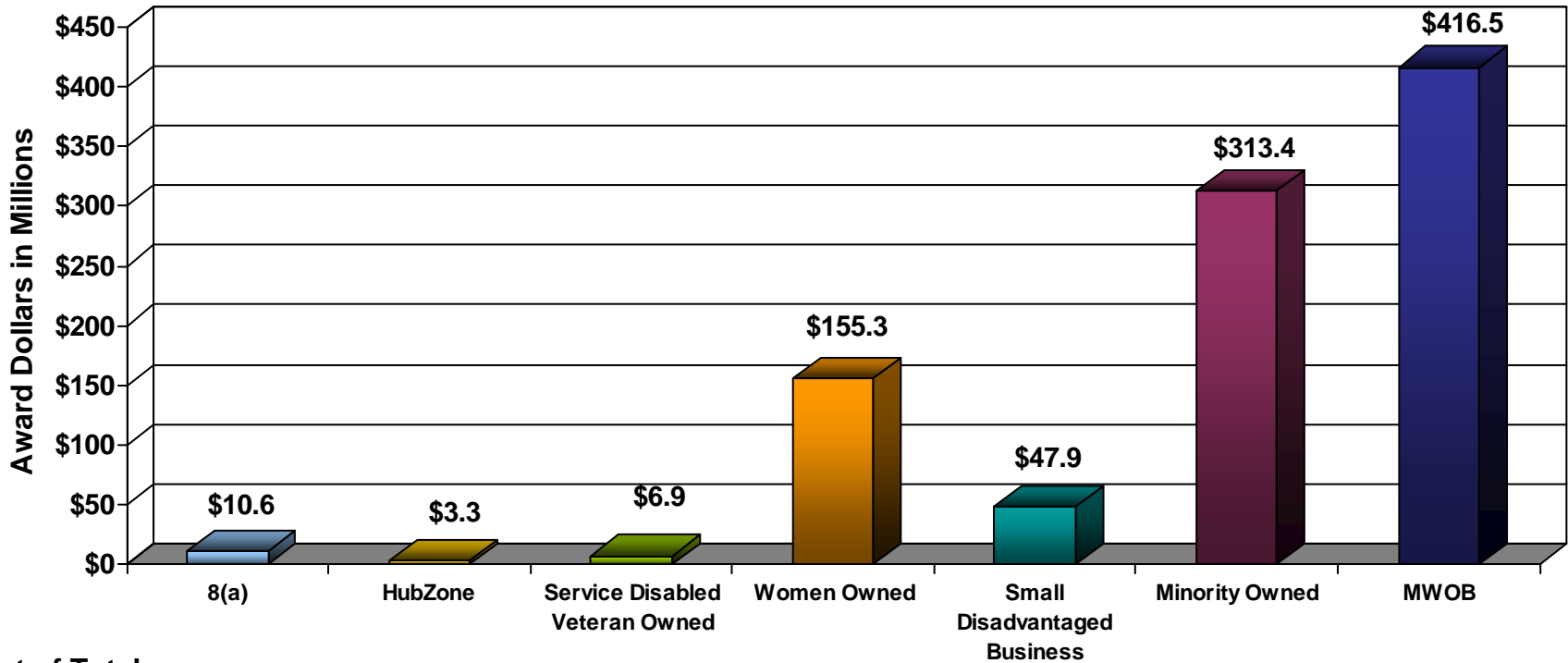
Division	Dollars	Percentage
DRR	\$374,030,983	89.8%
DIT	\$32,472,515	7.8%
DOA	\$8,657,333	2.1%
CFI	\$600,000	.1%
DOF	\$200,000	.0%
OIG	\$184,163	.0%
ODE	\$147,202	.0%
DSC	\$112,000	.0%
OIA	\$15,000	.0%
TOTAL	\$416,419,196	100.0%

SOLICITATION INFORMATION 2011

Total number of awards (excluding task orders)	146
Total number of solicitations which resulted in the awards	88
Total number of solicitations that involved competition	56
Total number of solicitations that were non-competitive	32
Total number of GSA Multiple-Award contract solicitations	0

	Solicited	Percentage of Businesses Solicited	Submitted Proposals	Percentage of Businesses Solicited that Submitted Proposals	Received Awards	Percentage of Businesses Solicited that Received Awards
All Businesses	832	-	324	38.9%	146	17.5%
Minority or Women Owned Business (MWOB)	417	50.1%	114	13.7%	40	4.8%
Non MWOB	415	49.9%	210	25.2%	106	12.7%
Women Owned	201	24.2%	59	7.1%	22	2.6%
Minority Owned	324	38.9%	87	10.5%	26	3.1%
Asian-Pacific American Owned	56	6.7%	12	1.4%	5	0.6%
Subcontinent Asian American Owned	22	2.6%	8	1.0%	2	0.2%
Black American Owned	170	20.4%	45	5.4%	13	1.6%
Hispanic American Owned	65	7.8%	17	2.0%	4	0.5%
Native American Owned	8	1.0%	4	0.5%	2	0.2%
Other than one of the preceding	3	0.4%	1	0.1%	0	0.0%
Small Disadvantaged Business (SDB)	125	15.0%	29	3.5%	2	0.2%
Veteran Owned	42	5.0%	10	1.2%	3	0.4%
Service Disabled Veteran Owned Business (SDVOB)	17	2.0%	4	0.5%	1	0.1%

FDIC Total Awards by Socio Economic Categories January 1 - December 31, 2011



Percent of Total
FDIC Awards:

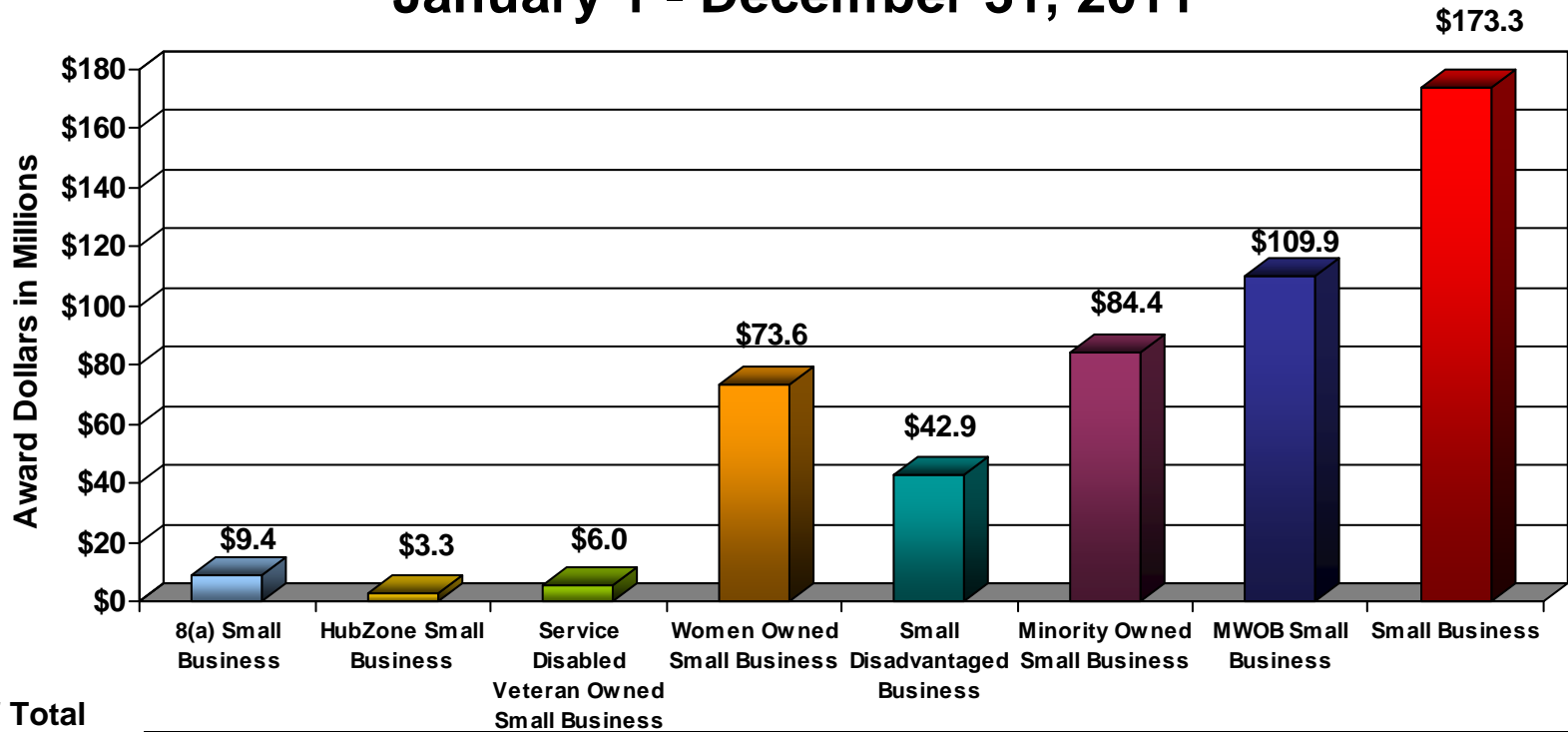
0.8%	0.2%	0.5%	11.1%	3.4%	20.0%	27.4%
------	------	------	-------	------	-------	-------

* Other Agencies'
Percentage:

4.6%	2.0%	2.5%	4.0%	6.7%	8.3%	Not Available
------	------	------	------	------	------	---------------

* Source is bar chart on home-page of FPDS-NG website for FY 2011 YTD as of 1/6/12

FDIC Small Business Awards by Socio Economic Categories January 1 - December 31, 2011



**Percent of Total
FDIC Awards:**

0.7%	0.2%	0.4%	5.1%	3.0%	5.9%	7.6%	12.0%
------	------	------	------	------	------	------	-------

***Other Agencies'
Percentage:**

4.3%	2.8%	2.5%	4.0%	8.0%	N/A	N/A	22.7%
------	------	------	------	------	-----	-----	-------

Govt-Wide Goal:

N/A	3.0%	3.0%	5.0%	5.0%	N/A	N/A	23.0%
-----	------	------	------	------	-----	-----	-------

* Source is FY2010 Small Business Goaling Report from FPDS-NG N/A = Not Available

In determining what constitutes a small business, among other things, the definition will vary to reflect industry differences, such as size standards. Small Businesses must meet the size standard established for a contract, which are based on North American Industrial Classification System (NAICS) codes.