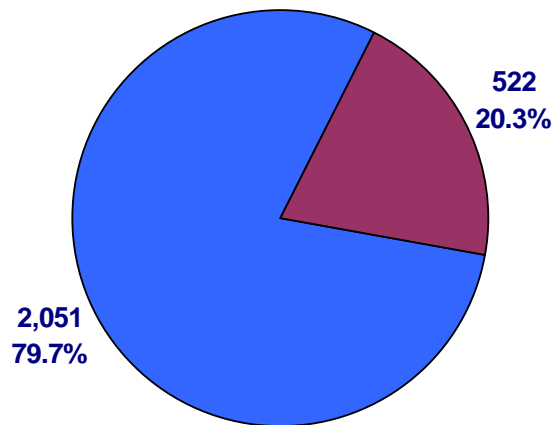


FDIC Contracting Awards

January 1 – December 31, 2010

MWOB PARTICIPATION (DOLLARS IN MILLIONS)

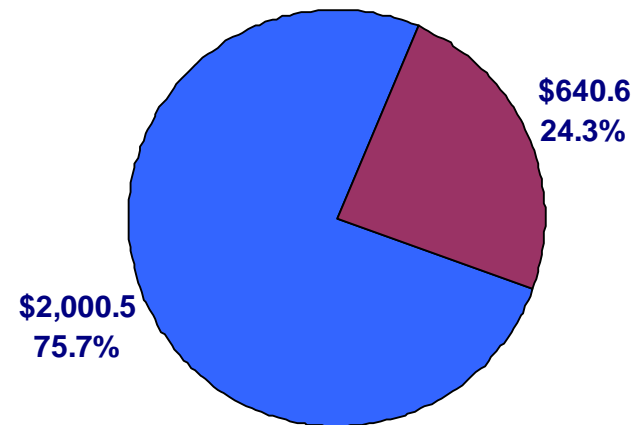
TOTAL ACTIONS – 2,573



■ NON MWOB ■ MWOB

35 (or 1.4%) of the actions in 2010 were awarded to businesses classified as both minority-owned and women-owned

TOTAL DOLLARS - \$2,641.1



■ NON MWOB ■ MWOB

\$41.1 (or 1.6%) of the dollars in 2010 were awarded to businesses classified as both minority-owned and women-owned

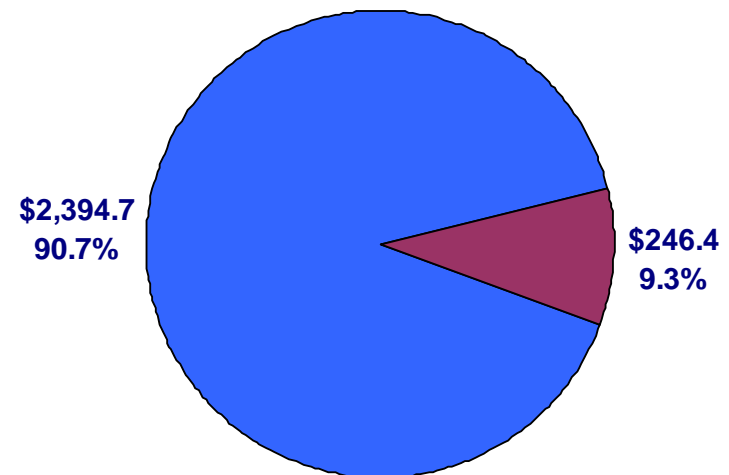
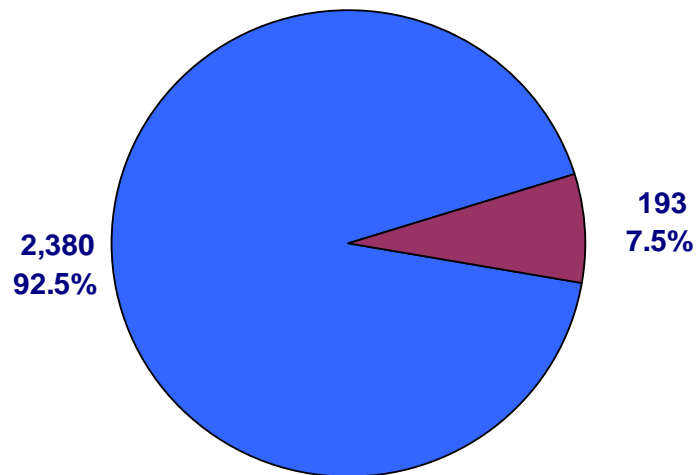
FDIC Contracting Awards

January 1 – December 31, 2010

WOMEN OWNED (WO) PARTICIPATION (DOLLARS IN MILLIONS)

TOTAL ACTIONS – 2,573

TOTAL DOLLARS - \$2,641.1



■ NON WO

■ WO

■ NON WO

■ WO

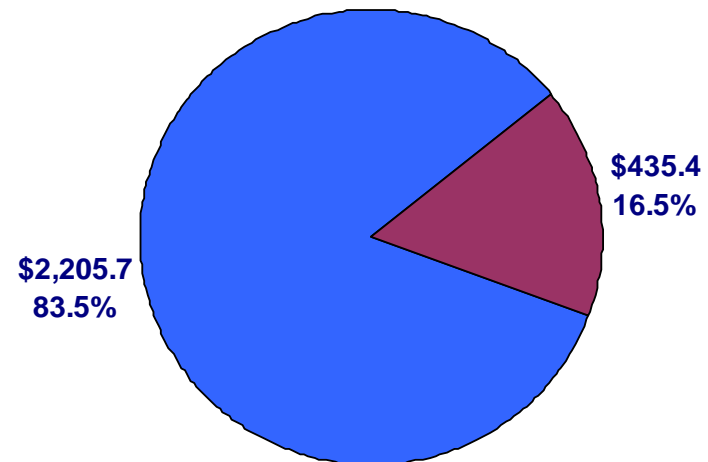
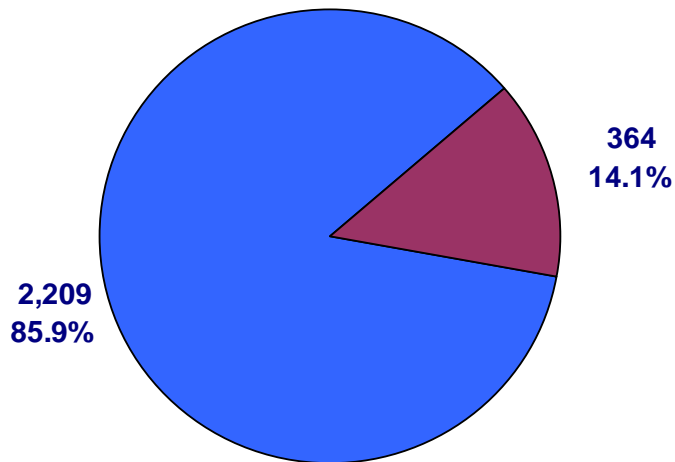
FDIC Contracting Awards

January 1 – December 31, 2010

MINORITY OWNED (MO) PARTICIPATION (DOLLARS IN MILLIONS)

TOTAL ACTIONS – 2,573

TOTAL DOLLARS - \$2,641.1



■ NON MO ■ MO

■ NON MO ■ MO

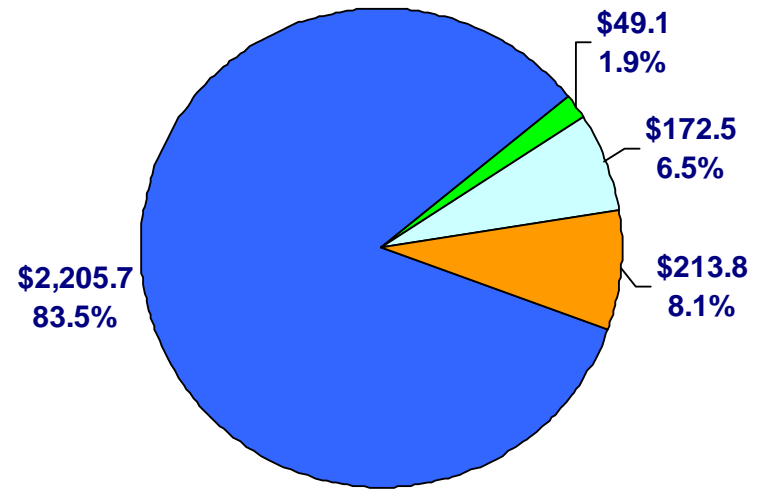
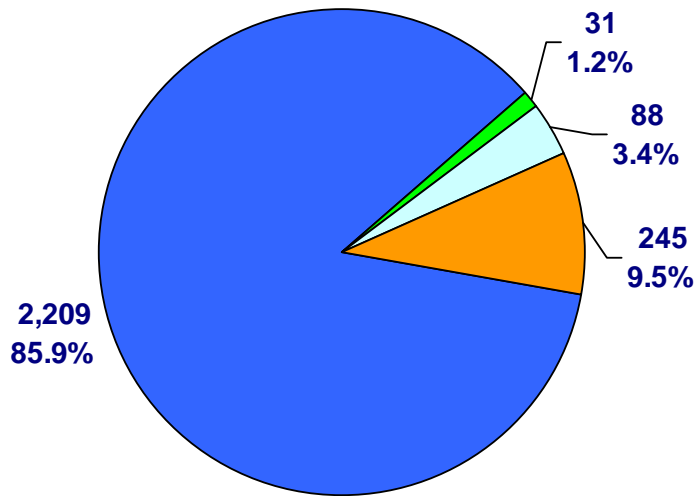
FDIC Contracting Awards

January 1 – December 31, 2010

MINORITY OWNED PARTICIPATION BY ETHNICITY (DOLLARS IN MILLIONS)

TOTAL ACTIONS – 2,573

TOTAL DOLLARS - \$2,641.1



MWOB CONTRACTING 2010

Contractor	Description of Services	Number of Awards	Total Dollar Value	Division	MWOB STATUS	Ethnicity
PRESCIENT, INC.	ORE	159	\$115,636,966	DRR	MO	Hispanic American Owned
QUANTUM/G & A JOINT VENTURE	SMAC & RAC	75	\$88,276,038	DRR	MO	Hispanic American Owned
THOMPSON, COBB, BAZILIO & ASSOCIATES	RAC & Contingency Accounting Services	33	\$68,112,124	DRR & DOF	MO	Black American Owned
MIR MITCHELL & COMPANY LLP	RAC	21	\$52,456,000	DRR	WO	
CORVUS GROUP, INC. THE	LSA	17	\$49,566,822	DRR	MO	Black American Owned
BLUE CANOPY GROUP, LLC	Support Services - Info Security and Privacy Programs	1	\$49,221,022	DIT	WO	
IMPRIMIS GROUP INC	Payroll	33	\$48,204,695	DRR	WO	
DEVA & ASSOCIATES, P.C.	LSA	21	\$40,373,430	DRR	MO	Subcontinent Asian (Asian-Indian) American Owned
C2 PORTFOLIO INC	Temp Staffing	27	\$32,504,750	DRR	WO	
T CURTIS & COMPANY	Temp Staffing	28	\$27,323,800	DRR	MO/WO	Black American Owned
TRINITY TECHNOLOGY GROUP, INC	Security Support Services	1	\$17,993,658	DOA	MO	Black American Owned
WORLEY AUCTIONEERS & APPRAISERS, INC.	FFE Auction	61	\$13,257,100	DRR	WO	
CASCADE ASSET MANAGEMENT, LLC	Data & Electronic Equipment Disposition Services	1	\$5,300,000	DRR	MO/WO	Asian-Pacific American Owned
DEVAL LLC	Due Diligence - Real Estate	2	\$5,200,000	DRR	MO/WO	Hispanic American Owned
UNICORP CUSHMAN WAKEFIELD JV	Financial Advisory Services	2	\$5,050,000	DRR	MO	Black American Owned
GRAY GRAPHICS CORPORATION	Commercial Printing	1	\$3,134,484	DOA	WO	
SUPPLYSOURCE, INC	Design Services & Furniture	6	\$2,538,605	DOA	MO	Hispanic American Owned
DATA LISTING SERVICES, LLC	Event Call Center	3	\$1,977,000	DRR	WO	
RER SOLUTIONS, INC.	Due Diligence - Real Estate	2	\$1,882,500	DRR	MO/WO	Hispanic American Owned
FIRST FINANCIAL NETWORK, INC	Internet Marketing	4	\$1,877,299	DRR	WO	
PRAGMATICS, INC.	ITAS	5	\$1,801,108	DIT	MO	Asian-Pacific American Owned
PROSIDIAN CONSULTING LLC	MWOB Advisory	1	\$1,511,900	ODE	MO	Black American Owned
RENAE GRIFFIN & ASSOCIATES, INC.	MWOB Advisory	1	\$1,422,700	ODE	MO/WO	Black American Owned
NATIONAL TECHNOLOGIES, INC.	Money Smart	1	\$900,000	DSC	MO	Asian-Pacific American Owned
LOOP CAPITAL MARKETS LLC	Advisory Services - ORE Sales	1	\$900,000	DRR	MO	Black American Owned
OAKLEAF GROUP, LLC	Contract Data Analyses	1	\$898,100	DRR	WO	
GRUY, H J & ASSOCIATES INC	Oil & Gas Consulting and Evaluation Services	1	\$700,000	DRR	WO	
LONQUIST & CO., LLC	Oil & Gas Consulting and Evaluation Services	1	\$700,000	DRR	WO	
WILLIAMS, ADLEY & COMPANY - DC, LLP	Financial Compliance Review	1	\$495,000	DRR	MO	Black American Owned
CENSEO CONSULTING GROUP, INC.	Special Study Analysis - Acquisition Policy & Procedures	1	\$375,000	DOA	MO	Subcontinent Asian (Asian-Indian) American Owned
AINS, INC.	FOIA Software	1	\$262,365	DIT	MO	Asian-Pacific American Owned
A & O SOLUTIONS CORPORATIONS	Media Outreach	1	\$250,000	OPA	MO	Hispanic American Owned
REED & ASSOCIATES CPAS,	Audit & Expert Services	1	\$201,005	OIG	WO	
CONTEMPORARY STAFFING, INC.	Admin Support - Systemic Resolution Authority	1	\$60,000	FCU	MO/WO	Black American Owned
PRESTON GROUP LLC	SBA Loan Consulting	1	\$57,700	DRR	WO	
AHMAD ASSOCIATES, LIMITED	SBA Loan Consulting	1	\$50,000	DRR	MO	Subcontinent Asian (Asian-Indian) American Owned
WALKER CONSULTANTS, INC	Environmental Due Diligence/Site Assessment	1	\$40,000	DRR	WO	
REGIS & ASSOCIATES PC	Financial Audit Services	1	\$34,547	OER	MO	Black American Owned
BROOKS & ASSOCIATES CPAS, LLC	Financial Audit Services	1	\$33,646	OER	MO	Black American Owned
ESE PARTNERS, LLC	Environmental Due Diligence/Site Assessment	1	\$10,000	DRR	WO	
		522	\$640,589,365			

2010 Through December

MWOB Percentages (Awards and Contractors)

DATA ON NUMBER OF AWARDS AND NUMBER OF CONTRACTORS	2010 Through December
Total Active Awards (As of last date of reporting period)	1,907
Total MWOB Active Awards	508
	26.64%
Total Active Contractors (As of last date of reporting period)	251
MWOB Active Contractors	51
	20.32%
Total Contractors Receiving Awards	183
MWOB Contractors Receiving Awards	40
	21.86%
Total Number of Awards	2,573
Total Number of MWOB Awards	522
	20.29%

MWOB Dollars by Division

Division	Dollars	Percentage
DRR	\$560,299,325	87.5%
DIT	\$51,284,495	8.0%
DOA	\$24,041,747	3.8%
ODE	\$2,934,600	.5%
DSC	\$900,000	.1%
DOF	\$550,000	.1%
OPA	\$250,000	.0%
OIG	\$201,005	.0%
OER	\$68,193	.0%
FCU	\$60,000	.0%
TOTAL	\$640,589,365	100.0%

SOLICITATION INFORMATION 2010

Total number of awards (excluding task orders)	167
Total number of solicitations which resulted in the awards	89
Total number of solicitations that involved competition	59
Total number of solicitations that were non-competitive	28
Total number of GSA Multiple-Award contract solicitations	2

	Solicited	Percentage of Businesses Solicited	Submitted Proposals	Percentage of Businesses Solicited that Submitted Proposals	Received Awards	Percentage of Businesses Solicited that Received Awards
All Businesses	1,082	-	460	42.5%	167	15.4%
Minority or Women Owned Business (MWOB)	373	34.5%	131	12.1%	38	3.5%
Non MWOB	709	65.5%	329	30.4%	129	11.9%
Women Owned	165	15.2%	64	5.9%	16	1.5%
Minority Owned	281	26.0%	91	8.4%	31	2.9%
Asian-Pacific American Owned	30	2.8%	14	1.3%	5	0.5%
Subcontinent Asian American Owned	15	1.4%	6	0.6%	3	0.3%
Black American Owned	183	16.9%	49	4.5%	16	1.5%
Hispanic American Owned	38	3.5%	20	1.8%	7	0.6%
Native American Owned	12	1.1%	2	0.2%	0	0.0%
Other than one of the preceding	3	0.3%	0	0.0%	0	0.0%
Small Disadvantaged Business (SDB)	94	8.7%	25	2.3%	2	0.2%
Veteran Owned	41	3.8%	12	1.1%	2	0.2%
Service Disabled Veteran Owned Business (SDVOB)	23	2.1%	6	0.6%	1	0.1%