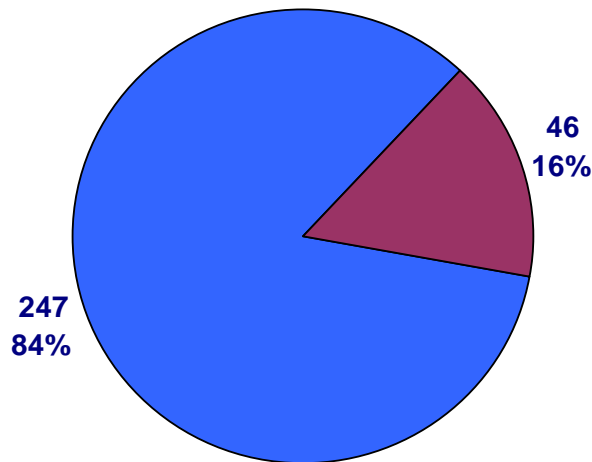


FDIC Contracting Awards

January 1 – December 31, 2008

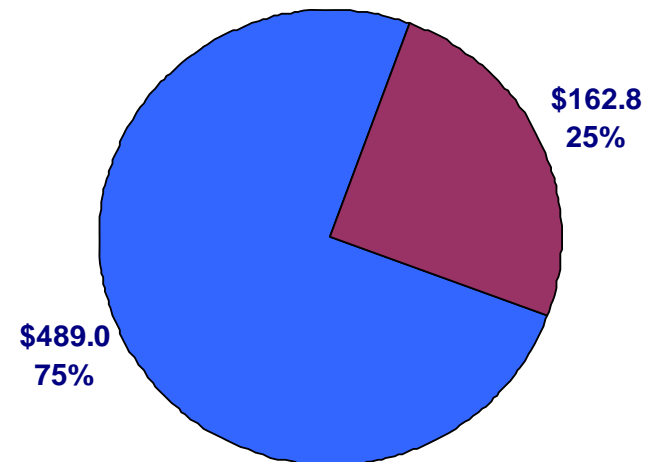
MWOB PARTICIPATION (DOLLARS IN MILLIONS)

TOTAL ACTIONS – 293



■ NON MWOB ■ MWOB

TOTAL DOLLARS - \$651.8



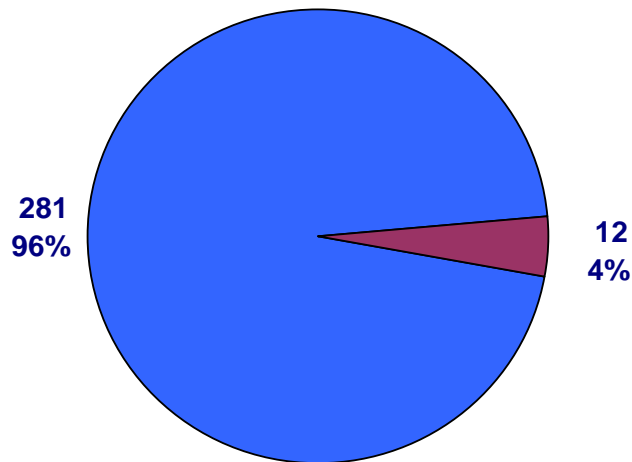
■ NON MWOB ■ MWOB

FDIC Contracting Awards

January 1 – December 31, 2008

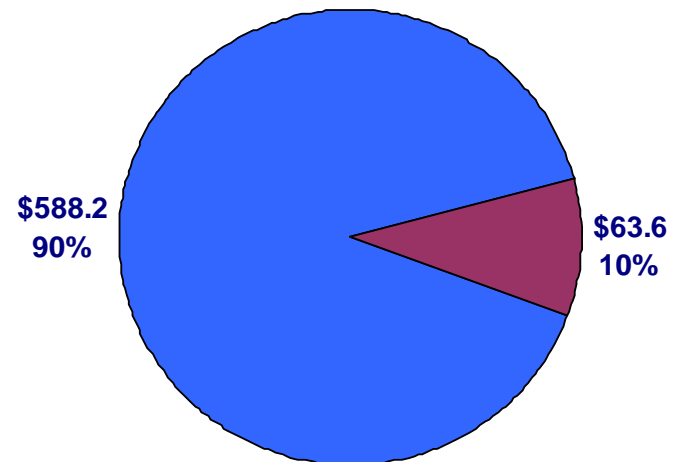
MINORITY OWNED (MO) PARTICIPATION (DOLLARS IN MILLIONS)

TOTAL ACTIONS – 293



■ NON MO ■ MO

TOTAL DOLLARS - \$651.8



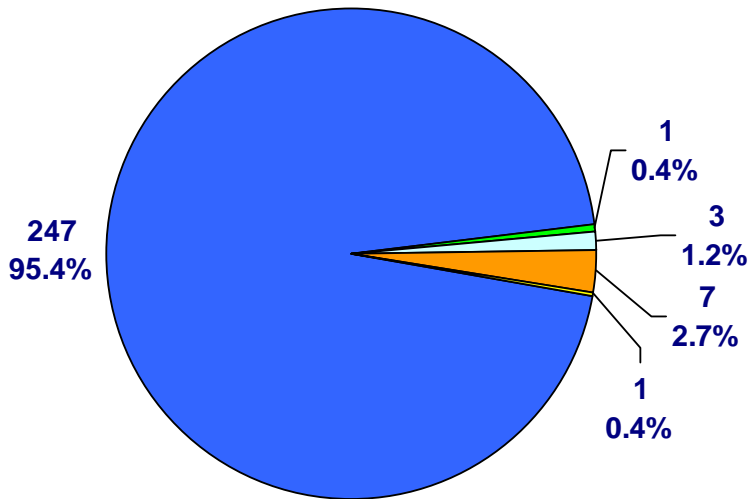
■ NON MO ■ MO

FDIC Contracting Awards

January 1 – December 31, 2008

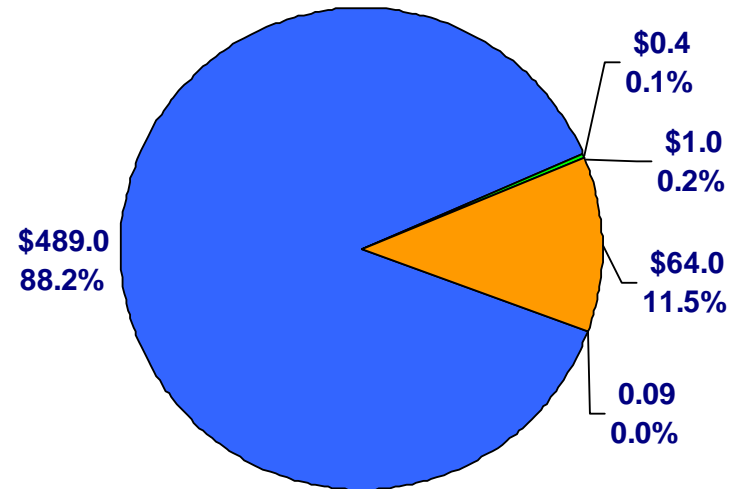
MINORITY OWNED PARTICIPATION BY ETHNICITY (DOLLARS IN MILLIONS)

TOTAL ACTIONS – 293



■ Non Minority
■ Asian American
■ Black American
■ Hispanic American
■ Native American

TOTAL DOLLARS - \$651.8



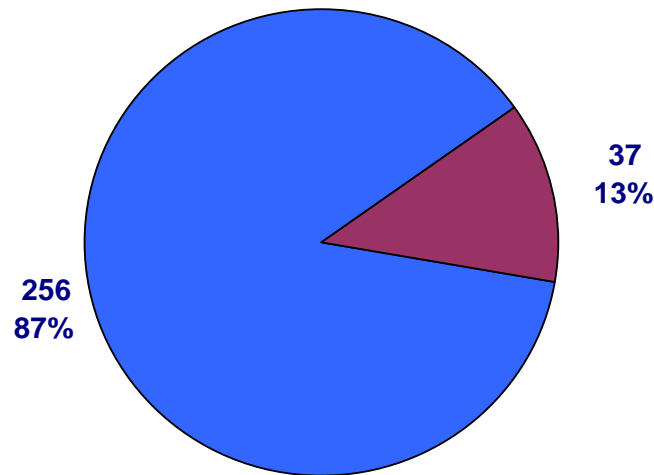
■ Non Minority
■ Asian American
■ Black American
■ Hispanic American
■ Native American

FDIC Contracting Awards

January 1 – December 31, 2008

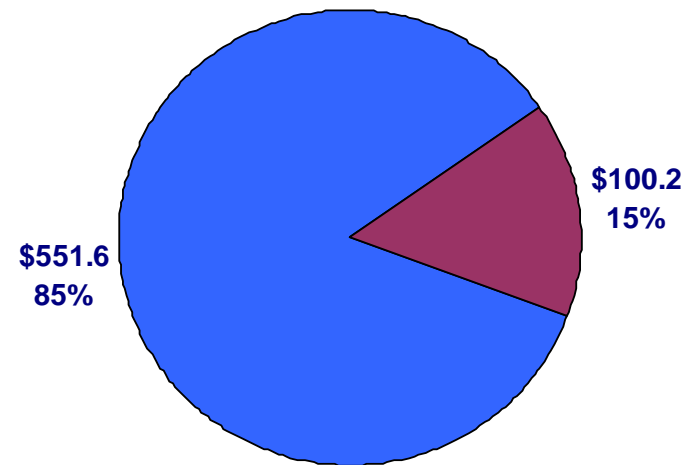
WOMEN OWNED (WO) PARTICIPATION (DOLLARS IN MILLIONS)

TOTAL ACTIONS – 293



■ NON WO ■ WO

TOTAL DOLLARS - \$651.8



■ NON WO ■ WO

2008 AWARDS - MWOB CONTRACTORS

| Contractor | Number of Awards | Total Dollar Value | Division | MWOB STATUS |
|----------------------------------|------------------|-------------------------|-------------------|-------------|
| MIR MITCHELL & COMPANY | 9 | \$70,115,176.64 | DRR | WO |
| QUANTUM/G&A JOINT VENTURE | 7 | \$62,043,905.00 | DRR | MO |
| FIRST FINANCIAL NETWORK | 6 | \$5,006,676.28 | DRR | WO |
| IMPRIMIS GROUP INC | 3 | \$4,409,000.00 | DRR | WO |
| DATA LISTING SERVICE | 7 | \$2,298,320.00 | DRR | WO |
| WORLEY AUCTIONEERS | 2 | \$500,000.00 | DRR | WO |
| PENTALPHA FUNDING LLC | 2 | \$415,000.00 | DRR | WO |
| CASCADE ASSET MANAGEMENT | 1 | \$399,000.00 | DRR | MO/WO |
| BOSTON MEDIA LLC | 1 | \$245,000.00 | DSC | MO |
| DIANE GUERCIO | 1 | \$3,500.00 | DRR | WO |
| MERIDIAN IMAGING SOLUTIONS | 1 | \$14,948,710.00 | DOA | WO |
| BKM TOTAL OFFICE | 1 | \$768,780.00 | DOA | WO |
| OHARE VAN LINES INC | 1 | \$675,000.00 | DOA | WO |
| HOWROYD-WRIGHT EMPLOYMENT AGENCY | 1 | \$495,000.00 | DOA | MO/WO |
| WINDWALKER CORPORATION | 1 | \$87,000.00 | DOA | MO/WO |
| RLJ II-MH LOUISVILLE | 1 | \$285,000.00 | DSC | MO |
| JASAR INC | 1 | \$100,000.00 | DIR | WO |
| | | | | |
| 17 CONTRACTORS | 46 AWARDS | \$162,795,067.92 | | |
| | | | | |
| | Division | Dollars | Percentage | |
| | DRR | \$145,190,577.92 | 89.19% | |
| | DOA | \$16,974,490.00 | 10.43% | |
| | DSC | \$530,000.00 | 0.33% | |
| | DIR | \$100,000.00 | 0.06% | |
| | | \$162,795,067.92 | 100.00% | |