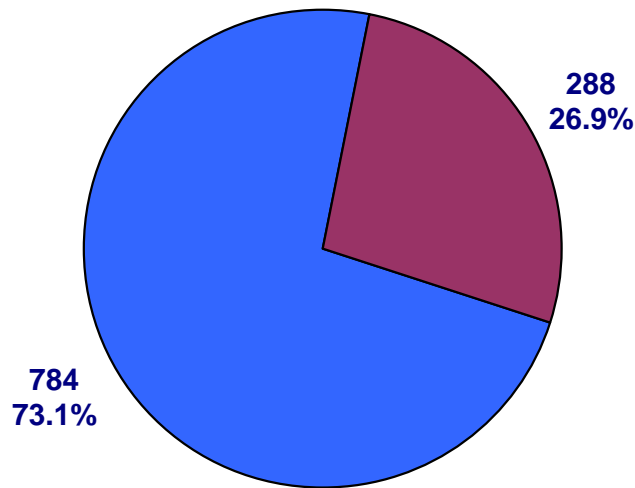


FDIC Contracting Awards

January 1 – December 31, 2014

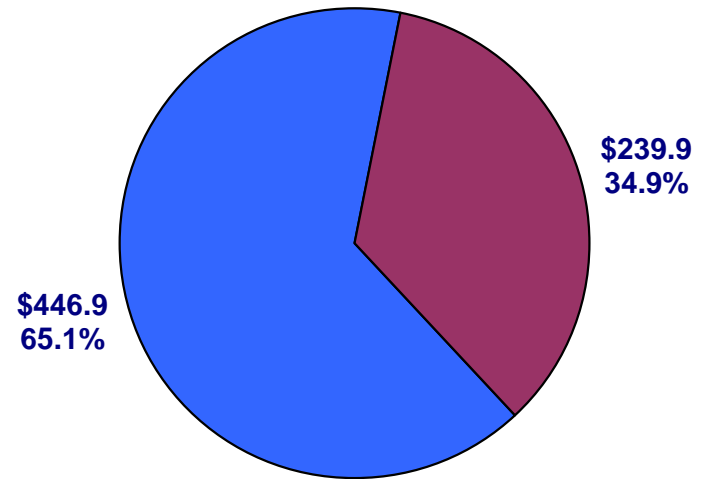
MWOB PARTICIPATION (DOLLARS IN MILLIONS)

TOTAL ACTIONS – 1,072



■ NON MWOB ■ MWOB

TOTAL DOLLARS - \$686.8



■ NON MWOB ■ MWOB

49 (or 4.6%) of the actions in 2014 YTD were awarded to businesses classified as both minority-owned and women-owned

\$36.4 (or 5.3%) of the dollars in 2014 YTD were awarded to businesses classified as both minority-owned and women-owned

January 6, 2015

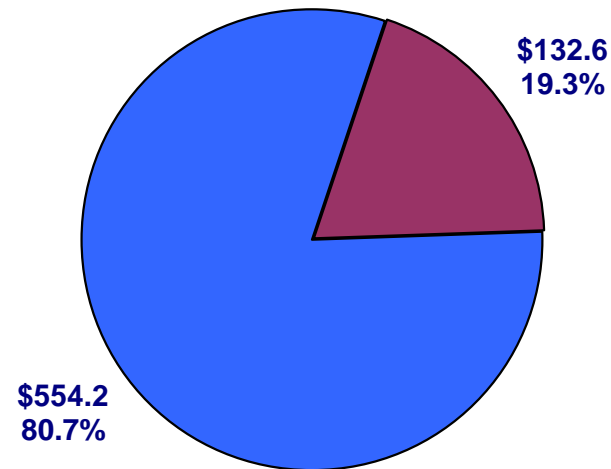
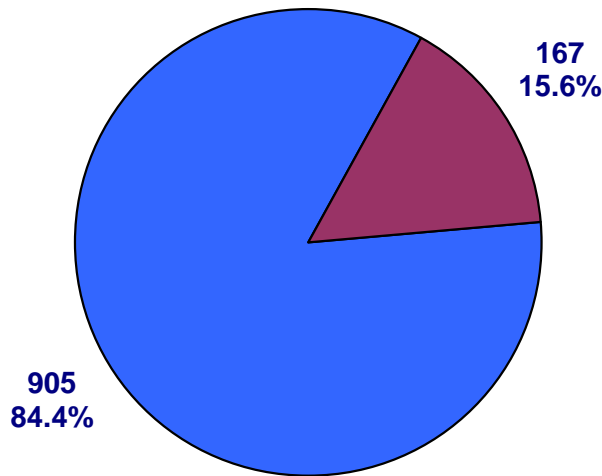
FDIC Contracting Awards

January 1 – December 31, 2014

WOMEN OWNED (WO) PARTICIPATION (DOLLARS IN MILLIONS)

TOTAL ACTIONS – 1,072

TOTAL DOLLARS - \$686.8



■ NON WO ■ WO

■ NON WO ■ WO

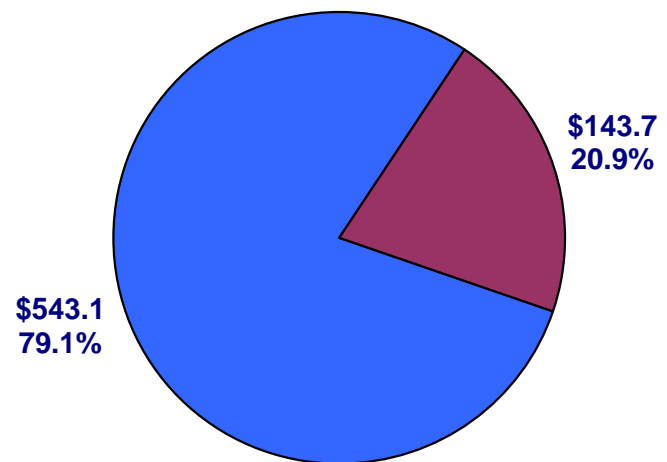
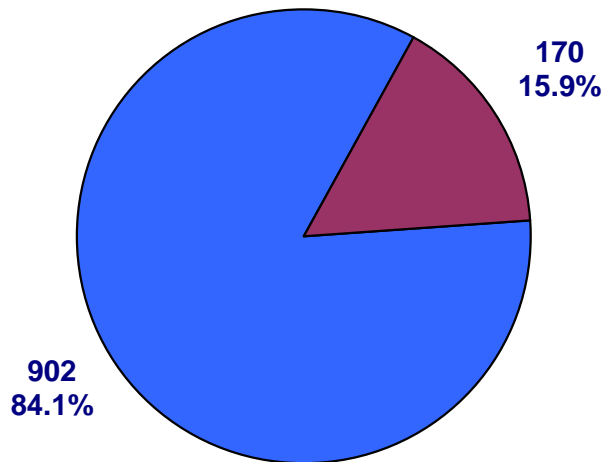
FDIC Contracting Awards

January 1 – December 31, 2014

MINORITY OWNED (MO) PARTICIPATION (DOLLARS IN MILLIONS)

TOTAL ACTIONS – 1,072

TOTAL DOLLARS - \$686.8



■ NON MO ■ MO

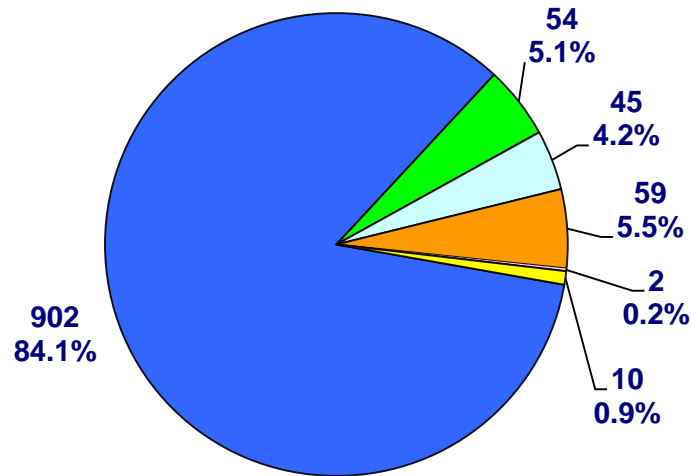
■ NON MO ■ MO

FDIC Contracting Awards

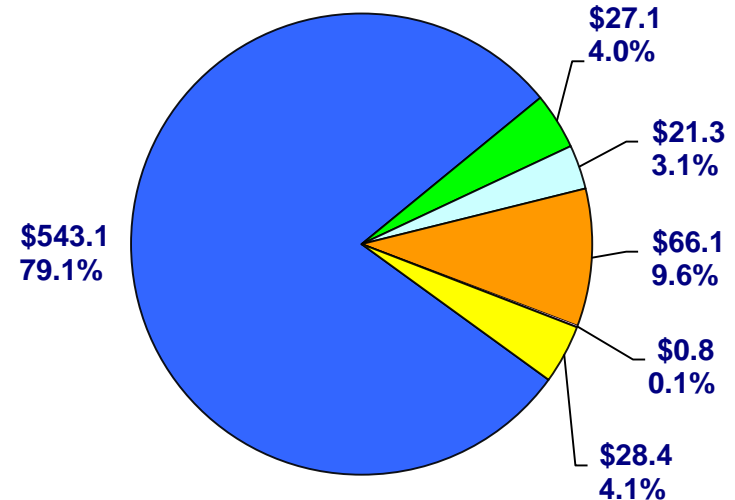
January 1 – December 31, 2014

MINORITY OWNED PARTICIPATION BY ETHNICITY (DOLLARS IN MILLIONS)

TOTAL ACTIONS – 1,072



TOTAL DOLLARS - \$686.8



January 6, 2015

FDIC Contracting Payments	
Year-to-Date Through December 2014	
Total	\$ 491.6
<i>Total</i>	<i>100.0%</i>
MWOB	\$ 128.2
<i>MWOB</i>	<i>26.1%</i>
Minority Owned (MO)	\$ 89.3
<i>Minority Owned (MO)</i>	<i>18.2%</i>
Women Owned (WO)	\$ 63.6
<i>Women Owned (WO)</i>	<i>12.9%</i>
Overlap (Both MO & WO)	\$ 24.7
<i>Overlap (Both MO & WO)</i>	<i>5.0%</i>
Asian American	\$ 38.5
<i>Asian American</i>	<i>7.9%</i>
Black American	\$ 15.9
<i>Black American</i>	<i>3.2%</i>
Hispanic American	\$ 26.7
<i>Hispanic American</i>	<i>5.4%</i>
Native American	\$ 0.3
<i>Native American</i>	<i>0.1%</i>
Other	\$ 7.9
<i>Other</i>	<i>1.6%</i>
MWOB = MO, or WO, or both MO & WO	
Dollars are in millions	
FDIC Contracting Payments represent the total dollar amount of contract and task order payments made during the stated period.	

MWOB CONTRACTING

2014

Contractor	Description of Services	Number of Awards	Total Dollar Value	Division	MWOB STATUS	Ethnicity
BLUE CANOPY GROUP, LLC	Information Security and Privacy Program Support Services	1	\$58,082,905	DIT	WO	
MSOL INC.	ITAS II	3	\$24,795,664	DIT	MO/WO	Other than one of the preceding
CASCADES TECHNOLOGIES, INC.	ITAS II	4	\$21,484,133	DIT	MO	Hispanic American Owned
PRESCIENT INC	ORE	17	\$19,794,174	DRR	MO	Hispanic American Owned
MERIDIAN MATERIALS, INC.	Janitorial Services	1	\$16,000,000	DOA	MO	Asian-Pacific American Owned
QUANTUM/G & A JOINT VENTURE	ORE & RAC	18	\$14,523,497	DRR	MO	Hispanic American Owned
MERIDIAN IMAGING SOLUTIONS, INC.	Enterprise Print Management & Services	1	\$11,036,207	DIT	WO	
MIR, MITCHELL & COMPANY, LLP	BOA Accounting Services & RAC & Accountant Liability Claims Support Svcs	9	\$7,401,606	DRR	WO	
TECHNICA CORPORATION	IT Hardware & Software Maintenance	8	\$7,252,829	DIT	MO	Hispanic American Owned
MURCOR, INC.	Appraisal Management Services	10	\$7,165,435	DRR	MO	Black American Owned
BAZILIO COBB ASSOCIATES, PC	RAC	4	\$3,326,000	DRR	MO	Black American Owned
FOUR LLC	Software Maintenance Renewal	3	\$3,046,308	DIT	MO/WO	Other than one of the preceding
NFINITY LLC	DRR IT Client Lead Development and Reporting Services	9	\$2,938,987	DRR	MO	Subcontinent Asian (Asian-Indian) American Owned
UNICORP CUSHMAN WAKEFIELD JV	Financial Advisory Services	10	\$2,707,472	DRR	MO	Black American Owned
FORWARD MOMENTUM LLC	Job Task Analysis	8	\$2,040,058	DRR	WO	
FERNCLIFF INVESTMENTS	Financial Advisory Valuation Services	17	\$2,023,850	DRR	WO	
IMPRIMIS GROUP INC	Payroll	7	\$1,985,000	DRR	WO	
PIFINITY, INC.	IT Hardware	3	\$1,887,872	DIT	WO	
C2 PORTFOLIO INC	Temporary Staffing	5	\$1,837,000	DRR	WO	
TOP-TIER TECHNOLOGIES, INC.	Hardware Maintenance Renewal	2	\$1,828,476	DIT	MO	Subcontinent Asian (Asian-Indian) American Owned
PRAGMATICS, INC.	ITAS	3	\$1,811,524	DIT	MO	Asian-Pacific American Owned
SUPPLYSOURCE DC, LLC	Furniture	3	\$1,754,352	DOA	MO	Hispanic American Owned
WORLD WIDE TECHNOLOGY, INC.	Hardware Maintenance Renewal	4	\$1,310,544	DIT	MO	Black American Owned
SOFTWARE INFORMATION RESOURCE CORP.	CyberArk Services	1	\$1,200,000	DIT	MO/WO	Subcontinent Asian (Asian-Indian) American Owned
GROVE STREET INVESTMENT, LLC	Financial Advisory Valuation Services	12	\$1,171,000	DRR	MO/WO	Subcontinent Asian (Asian-Indian) American Owned
FIRST FINANCIAL NETWORK, INC.	Internet Marketing	6	\$1,170,582	DRR	WO	
FCN, INC.	IT Hardware	6	\$1,148,245	DIT	WO	
CORVUS GROUP, THE	LSA & Receivership Management Support Svcs	3	\$1,092,500	DRR	MO	Black American Owned
ARBEE ASSOCIATES	Furniture	3	\$957,913	DOA	WO	
GARNET CAPITAL ADVISORS, LLC	Financial Advisory Valuation Services	10	\$927,000	DRR	WO	
LTI DATACOMM, INC.	Software & Hardware Maintenance	4	\$917,974	DIT	WO	
HP PRODUCTIONS INC	Video Production Services	1	\$908,793	DOA	MO/WO	Hispanic American Owned
INNOVATIONS CONSULTING INTERNATIONAL, INC	Training & Consultation - Diversity	1	\$907,600	MWI	MO	Black American Owned
VALLOTKARP CONSULTING LLC	Training & Consultation - Diversity	1	\$907,600	MWI	MO/WO	Black American Owned
TRINITY SIGNS & SERVICES	Signage Services	1	\$907,094	DRR	WO	
SOCIETY FOR FINANCIAL EDUCATION AND PROF	Money Smart Enhancement	1	\$897,400	DCP	MO	Black American Owned
GLOBAL RESOURCE SOLUTIONS, INC.	Security Support Services	1	\$869,660	DOA	MO	Black American Owned
DYNAMIC SYSTEMS, INC.	Oracle & STK Maintenance	1	\$861,951	DIT	WO	
T CURTIS & COMPANY	Temporary Staffing	5	\$784,000	DRR	MO/WO	Black American Owned
WINDWALKER CORPORATION	Business Improvement Support Services	1	\$765,000	DRR	MO/WO	Native American Owned
AEI INTERNATIONAL, LLC.	Air Handling Equipment and Storage	1	\$647,320	DOA	MO/WO	Black American Owned
ALLIANCE TECHNOLOGY GROUP, LLC	IT Hardware	1	\$619,871	DIT	WO	
HR ANEW, INC.	EEO & Diversity Training/Consulting Svcs	1	\$619,000	FCU	MO/WO	Black American Owned
HUMAN TECHNOLOGY, INC	FAIS & ALMS Revisions (CBI & Classroom)	1	\$611,475	FCU	WO	
SUMMIT CONSULTING LLC	Least Cost Test Review	2	\$530,000	CRO	MO	Asian-Pacific American Owned

(Continued on next page)

January 6, 2015

MWOB CONTRACTING

2014

(Continued from previous page)

PARTNER ASSESSMENT CORPORATION	Environmental Due Diligence/Site Assessment	7	\$501,500	DRR	WO	
CVENT, INC.	Event System Modernization & Maintenance	1	\$479,642	DIT	MO	Subcontinent Asian (Asian-Indian) American Owned
WATERMARK INVESTMENT ADVISORS, LLC	Financial Advisory Valuation Services	1	\$400,000	DRR	MO/WO	Asian-Pacific American Owned
GRUY, H J & ASSOCIATES INC	Oil & Gas Consulting	2	\$300,000	DRR	WO	
LONQUIST & CO., LLC	Oil & Gas Consulting	2	\$300,000	DRR	WO	
CORPORATE OFFICE SOLUTIONS, LLC	Software Maintenance Renewal	1	\$273,144	DIT	MO/WO	Other than one of the preceding
BIALEK CORPORATION OF MARYLAND, THE	Furniture	2	\$270,821	DOA	WO	
SHI INTERNATIONAL CORP.	Hardware & Software Maintenance	7	\$217,461	DIT	MO/WO	Asian-Pacific American Owned
SOLUTIONS BY DESIGN II, LLC	Software Maintenance	1	\$201,854	DIT	MO/WO	Other than one of the preceding
INTERIOR RESOURCE GROUP INC	Furniture	5	\$155,959	DOA	MO	Hispanic American Owned
CONTRACT OFFICE GROUP, INC.	Chairs	1	\$131,389	DOA	MO	Hispanic American Owned
TELESIS CORPORATION	Software Maintenance	1	\$131,050	DIT	MO/WO	Subcontinent Asian (Asian-Indian) American Owned
ZONES, INC.	Software Maintenance	5	\$125,488	DIT	MO	Subcontinent Asian (Asian-Indian) American Owned
FEDTEK, INC	IT Hardware & Software	3	\$121,594	DIT	WO	
G.C.MICRO CORPORATION	Software Maintenance & Hardware	2	\$107,969	DIT	MO/WO	Hispanic American Owned
WORLEY AUCTIONEERS & APPRAISERS, INC.	FFE Auction	2	\$105,000	DRR	WO	
DIAMOND MECKLEY SERVICES	SRC Plumbing Project	1	\$76,219	DOA	MO/WO	Black American Owned
BLUE TECH INC.	Software Maintenance	2	\$65,510	DIT	MO/WO	Other than one of the preceding
TRIAD TECHNOLOGY PARTNERS, LLC	Software Maintenance	2	\$59,417	DIT	WO	
AFFIGENT, LLC	Oracle Gateway Software	1	\$47,676	DIT	MO	Native American Owned
ADVANCED COMPUTER CONCEPTS, INC.	IT Hardware	1	\$45,905	DIT	WO	
DATA MEDIA SOLUTIONS, INC.	IT Hardware	2	\$42,105	DIT	WO	
OMNIFICS, INC.	Furniture	2	\$36,510	DOA	MO	Asian-Pacific American Owned
KRAMER TRANSLATION	Braille Transcription	1	\$33,631	DCP	MO/WO	Asian-Pacific American Owned
EDITH XING-YU LIU	Consulting - Center for Financial Research	1	\$33,557	DIR	MO/WO	Asian-Pacific American Owned
SOLUTIONS GROUP, LLC, THE	IT Hardware	1	\$31,938	DIT	MO	Subcontinent Asian (Asian-Indian) American Owned
AINS, INC.	Software Maintenance	1	\$23,809	DIT	MO	Asian-Pacific American Owned
UNICOM SYSTEMS INC.	Software Maintenance Renewal	1	\$22,691	DIT	MO	Asian-Pacific American Owned
ANSWER TITLE AND ESCROW LLC	Title Services	1	\$17,772	DRR	MO/WO	Black American Owned
C2 TECHNOLOGIES INC	Web-Based Instructor Led Training Design/Development	1	\$17,542	FCU	MO/WO	Subcontinent Asian (Asian-Indian) American Owned
VINITECH INC.	Hardware Maintenance	1	\$16,487	DIT	WO	
PROFESSIONAL BUSINESS INTERIORS, LLC	Furniture	1	\$13,894	DOA	MO	Asian-Pacific American Owned
TECHNOLOGY SPECIALISTS, INC.	Software Maintenance	1	\$12,475	DIT	MO	Black American Owned
NEWTPE, INC	Translation/Transcreation/Interpreter Services	6	\$9,475	DRR	WO	
AUDIMATION SERVICES INC	Software Maintenance	1	\$6,750	DIT	WO	
AVID SYSTEMS, LLC	Software Maintenance	1	\$6,639	DIT	WO	
COMPOSE, INC	Software Maintenance	1	\$1,920	DIT	WO	
ALTIMA TECHNOLOGIES, INC.	Software Maintenance	1	\$600	DIT	WO	
83 Contractors		288	\$239,901,266			

2014 Through December

MWOB Percentages (Awards and Contractors)

DATA ON NUMBER OF AWARDS AND NUMBER OF CONTRACTORS	2014 Through December
Total Active Awards (As of last date of reporting period)	1,934
Total MWOB Active Awards	540
	27.92%
Total Active Contractors (As of last date of reporting period)	445
MWOB Active Contractors	109
	24.49%
Total Contractors Receiving Awards	344
MWOB Contractors Receiving Awards	83
	24.13%
Total Number of Awards	1,072
Total Number of MWOB Awards	288
	26.87%

MWOB Dollars by Division

Division	Dollars	Percentage
DIT	\$139,326,627	58.1%
DRR	\$73,999,544	30.8%
DOA	\$21,922,832	9.1%
MWI	\$1,815,200	.8%
FCU	\$1,342,475	.6%
DCP	\$931,031	.4%
CRO	\$530,000	.2%
DIR	\$33,557	.0%
TOTAL	\$239,901,266	100.0%

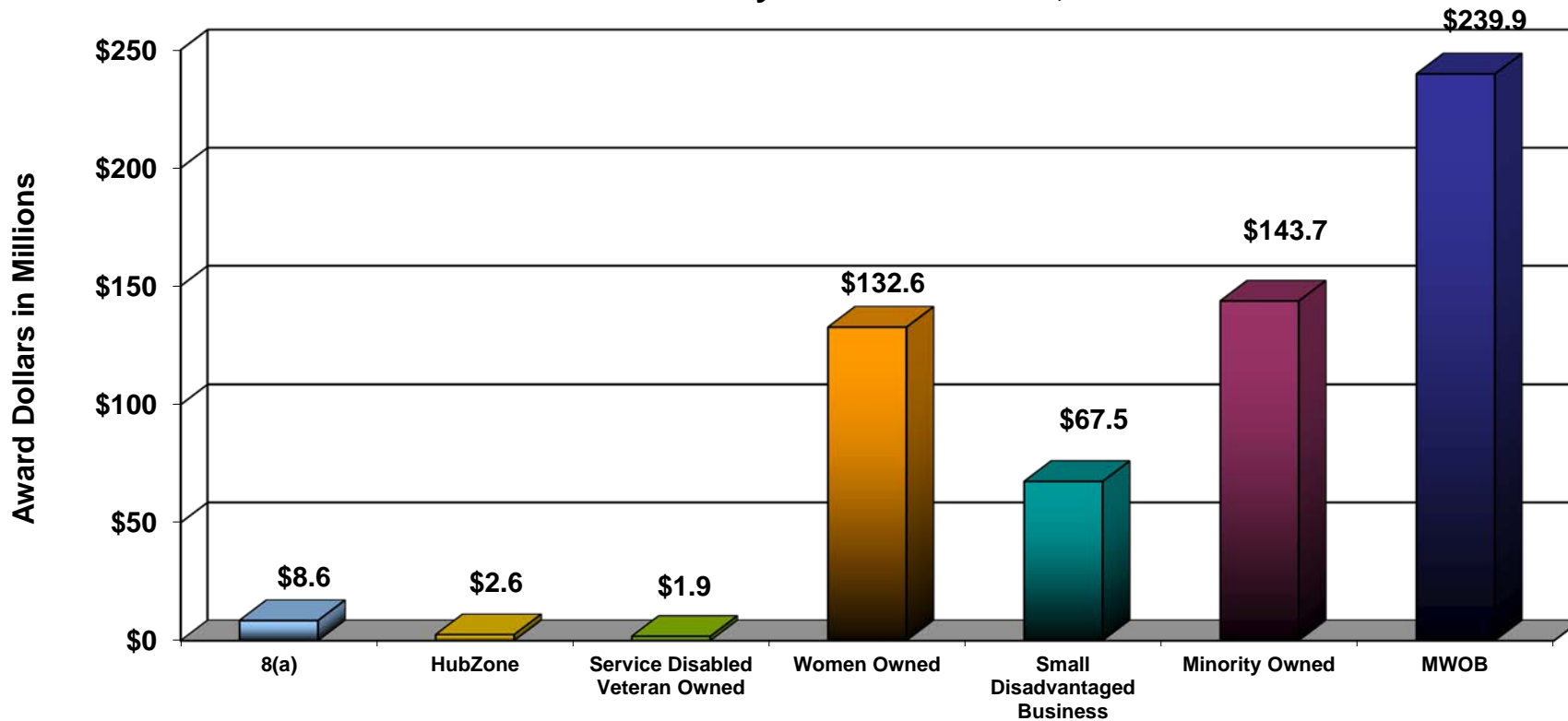
January 6, 2015

SOLICITATION INFORMATION 2014 THRU DECEMBER

Total number of awards (excluding task orders)	445					
Total number of solicitations which resulted in the awards	392					
Total number of solicitations that involved competition	206					
Total number of solicitations that were non-competitive	186					
Total number of GSA Multiple-Award contract solicitations	0					
	Solicited	Percentage of Businesses Solicited	Submitted Proposals	Percentage of Businesses Solicited that Submitted Proposals	Received Awards	Percentage of Businesses Solicited that Received Awards
All Businesses	1,862	-	728	39.1%	445	23.9%
Minority or Women Owned Business (MWOB)	710	38.1%	231	12.4%	111	6.0%
Non MWOB	1152	61.9%	497	26.7%	334	17.9%
Women Owned	404	21.7%	150	8.1%	77	4.1%
Minority Owned	490	26.3%	150	8.1%	66	3.5%
Asian-Pacific American Owned	72	3.9%	25	1.3%	15	0.8%
Subcontinent Asian American Owned	57	3.1%	24	1.3%	14	0.8%
Black American Owned	150	8.1%	39	2.1%	13	0.7%
Hispanic American Owned	142	7.6%	44	2.4%	15	0.8%
Native American Owned	32	1.7%	4	0.2%	2	0.1%
Other than one of the preceding	37	2.0%	14	0.8%	7	0.4%
Small Disadvantaged Business (SDB)	216	11.6%	69	3.7%	33	1.8%
Veteran Owned	165	8.9%	45	2.4%	18	1.0%
Service Disabled Veteran Owned Business (SDVOB)	119	6.4%	28	1.5%	11	0.6%

January 6, 2015

FDIC Total Awards by Socio Economic Categories January 1 – December 31, 2014



Percent of Total

FDIC Awards:

1.2%	0.4%	0.3%	19.3%	9.8%	20.9%	34.9%
------	------	------	-------	------	-------	-------

* Other Agencies'

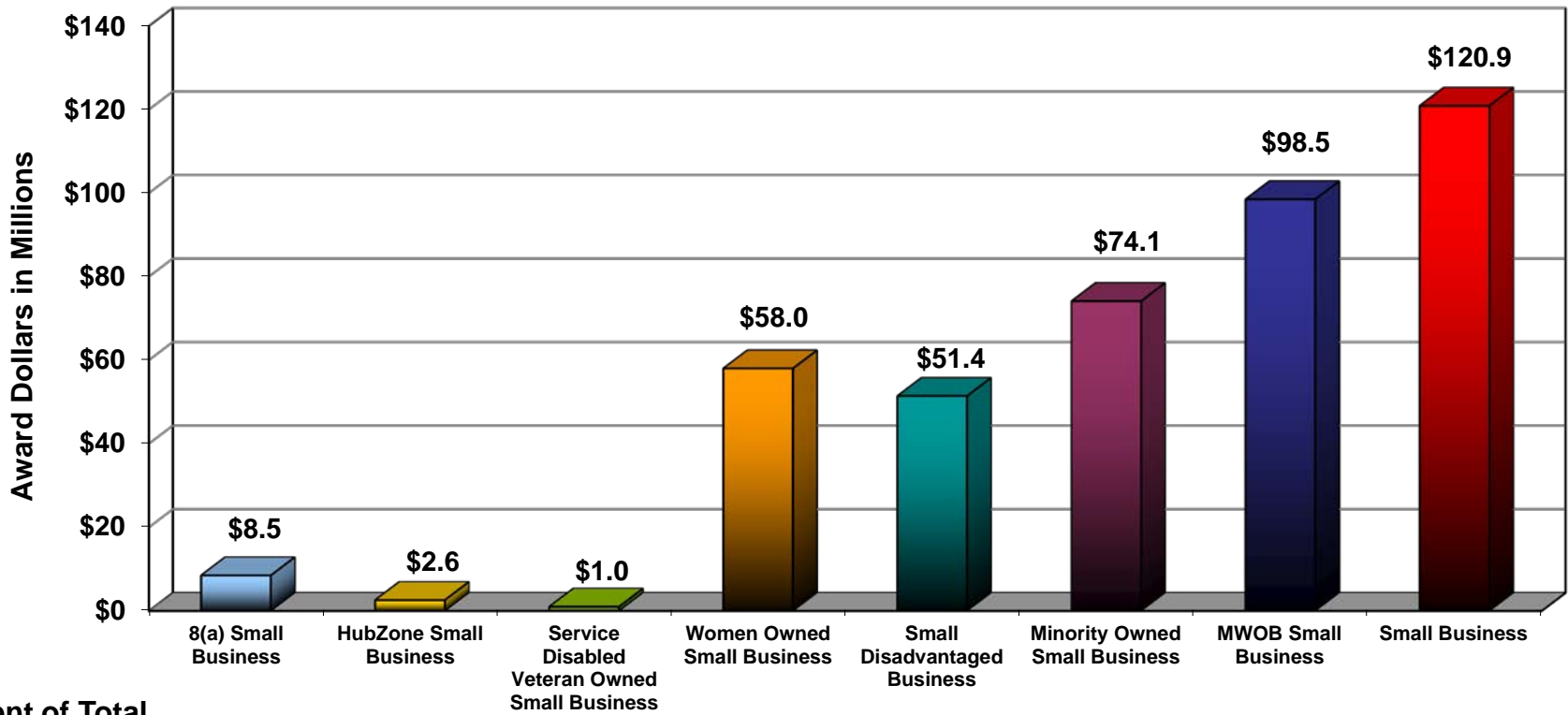
Percentage:

4.6%	2.0%	2.5%	4.0%	6.7%	8.3%	Not Available
------	------	------	------	------	------	---------------

* Source is bar chart on home-page of FPDS-NG website for FY 2011 YTD as of 1/6/12

January 6, 2015

FDIC Small Business Awards by Socio Economic Categories January 1 - December 31, 2014



Percent of Total

FDIC Awards:	1.2%	0.4%	0.1%	8.4%	7.5%	10.8%	14.3%	17.6%
*Other Agencies' Percentage:	3.9%	1.8%	3.4%	4.3%	8.6%	N/A	N/A	23.4%
Govt-Wide Goal:	N/A	3.0%	3.0%	5.0%	5.0%	N/A	N/A	23.0%

* Source is FY2013 Small Business Goaling Report from FPDS-NG N/A = Not Available
 In determining what constitutes a small business, among other things, the definition will vary to reflect industry differences, such as size standards. Small Businesses must meet the size standard established for a contract, which are based on North American Industrial Classification System (NAICS) codes.