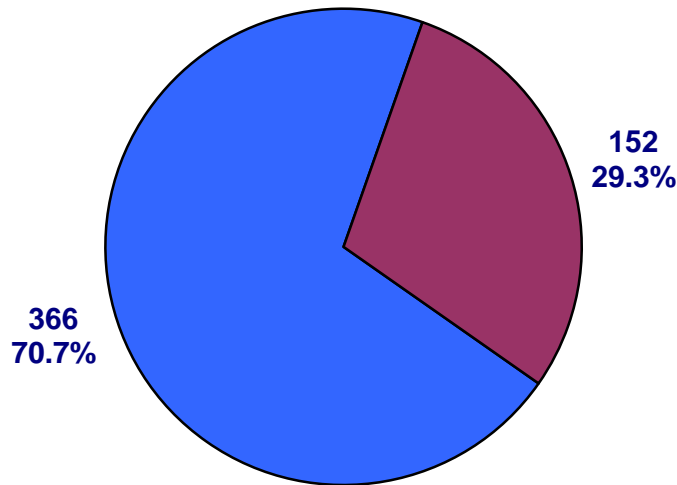


FDIC Contracting Awards

January 1 – December 31, 2019

MWOB PARTICIPATION (DOLLARS IN MILLIONS)

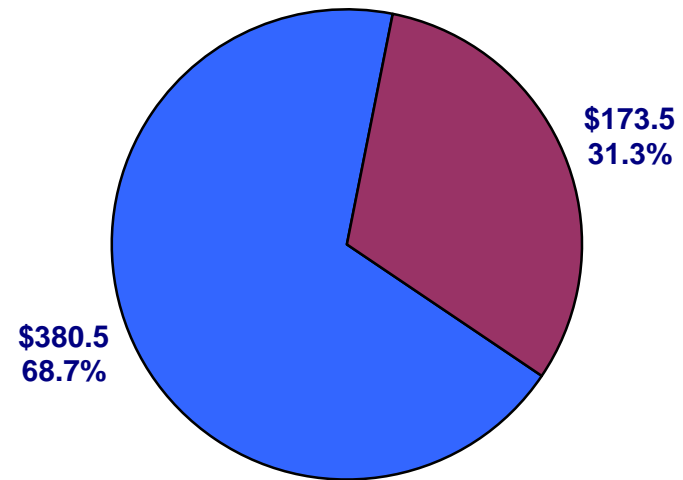
TOTAL ACTIONS – 518



■ NON MWOB ■ MWOB

28 (or 5.4%) of the actions in 2019 were awarded to businesses classified as both minority-owned and women-owned

TOTAL DOLLARS - \$554.0



■ NON MWOB ■ MWOB

\$8.3 (or 1.5%) of the dollars in 2019 were awarded to businesses classified as both minority-owned and women-owned

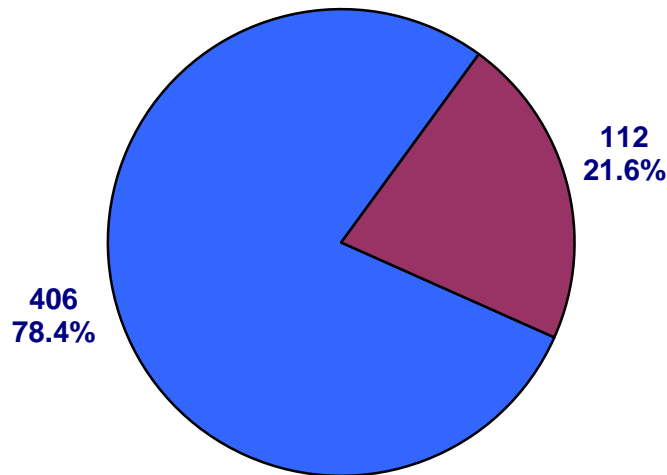
January 8, 2020

FDIC Contracting Awards

January 1 – December 31, 2019

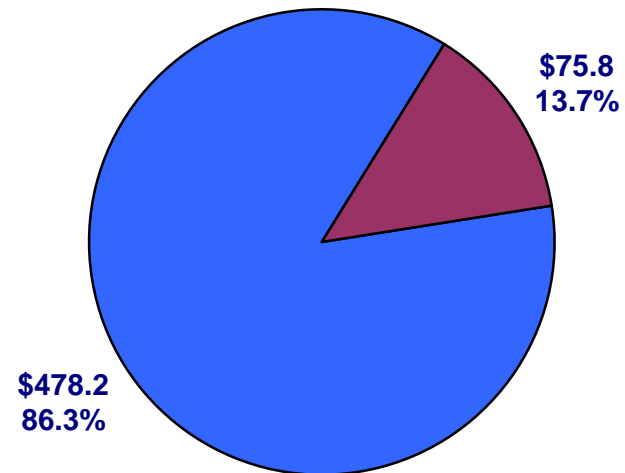
WOMEN OWNED (WO) PARTICIPATION (DOLLARS IN MILLIONS)

TOTAL ACTIONS – 518



■ NON WO ■ WO

TOTAL DOLLARS - \$554.0



■ NON WO ■ WO

January 8, 2020

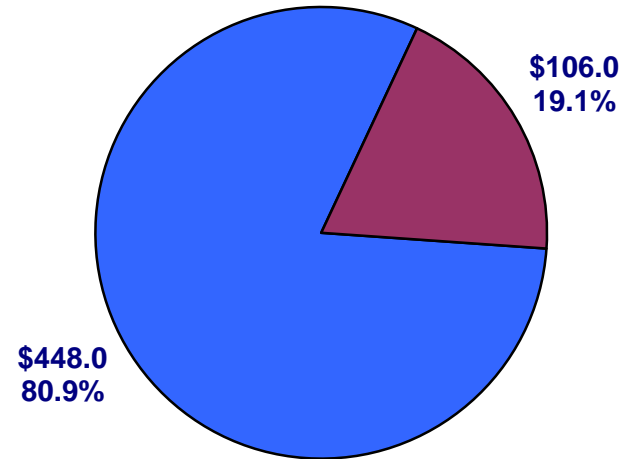
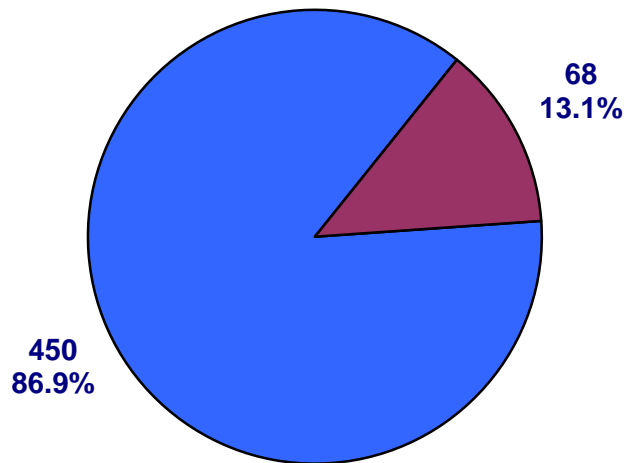
FDIC Contracting Awards

January 1 – December 31, 2019

MINORITY OWNED (MO) PARTICIPATION (DOLLARS IN MILLIONS)

TOTAL ACTIONS – 518

TOTAL DOLLARS - \$554.0



■ NON MO ■ MO

■ NON MO ■ MO

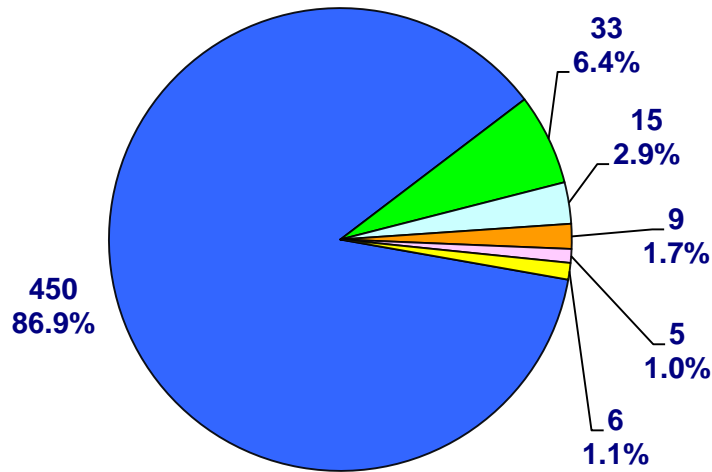
January 8, 2020

FDIC Contracting Awards

January 1 – December 31, 2019

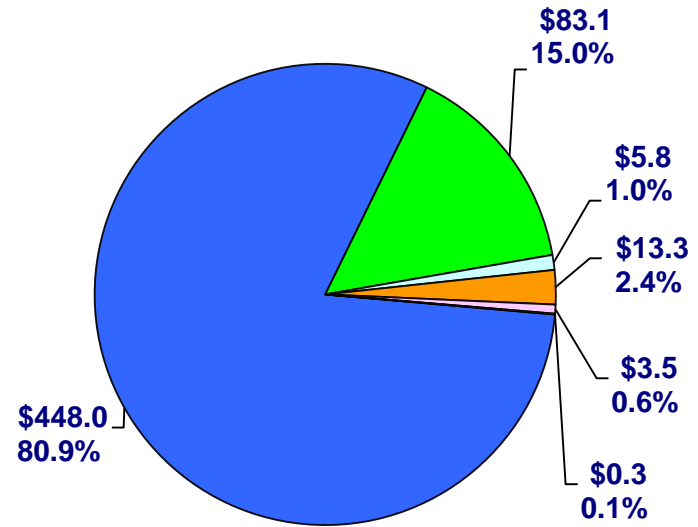
MINORITY OWNED PARTICIPATION BY ETHNICITY (DOLLARS IN MILLIONS)

TOTAL ACTIONS – 518



- Non Minority
- Asian American
- Black American
- Hispanic American
- Native American
- Other

TOTAL DOLLARS - \$554.0



- Non Minority
- Asian American
- Black American
- Hispanic American
- Native American
- Other

January 8, 2020

FDIC Contracting Payments	
Year-to-Date Through December 2019	
Total	\$ 466.6
<i>Total</i>	<i>100.0%</i>
MWOB	\$ 98.3
<i>MWOB</i>	<i>21.1%</i>
Minority Owned (MO)	\$ 54.0
<i>Minority Owned (MO)</i>	<i>11.6%</i>
Women Owned (WO)	\$ 52.0
<i>Women Owned (WO)</i>	<i>11.2%</i>
Overlap (Both MO & WO)	\$ 7.7
<i>Overlap (Both MO & WO)</i>	<i>1.7%</i>
Asian American	\$ 31.5
<i>Asian American</i>	<i>6.8%</i>
Black American	\$ 6.2
<i>Black American</i>	<i>1.3%</i>
Hispanic American	\$ 12.0
<i>Hispanic American</i>	<i>2.6%</i>
Native American	\$ 3.9
<i>Native American</i>	<i>0.8%</i>
Other	\$ 0.4
<i>Other</i>	<i>0.1%</i>
MWOB = MO, or WO, or both MO & WO	
Dollars are in millions	
FDIC Contracting Payments represent the total dollar amount of contract and task order payments made during the stated period.	

MWOB CONTRACTING 2019 THRU DECEMBER

Contractor	Description of Services	Number of Awards	Total Dollar Value	Division	MWOB STATUS	Ethnicity
MSOL INC.	ITAS II	5	\$41,962,152	DIT	WO	
COLLABRALINK TECHNOLOGIES, INC.	Common Platform and BPM System Integrator	2	\$33,500,000	DIT	MO	Subcontinent Asian (Asian-Indian) American Owned
NFINITY LLC	Technical, Application & Business Support Svcs and IT Development Services	5	\$14,285,970	DRR	MO	Subcontinent Asian (Asian-Indian) American Owned
ASSURIT CONSULTING GROUP, LLC	Audit & Risk Mngt Support Services	1	\$12,703,575	DIT	MO	Subcontinent Asian (Asian-Indian) American Owned
FCN, INC.	Hardware, Software and Maintenance	53	\$12,625,455	DIT	WO	
CASCADES TECHNOLOGIES, INC.	ITAS II	2	\$8,618,824	DIT	MO	Hispanic American Owned
MIR, MITCHELL & COMPANY, LLP	Business Operations Support - Accounting Svcs & Receivership Assistance Services	3	\$8,378,000	DRR	WO	
PYRAMID SYSTEMS, INC.	ITAS II	2	\$6,221,919	DIT	MO/WO	Asian-Pacific American Owned
BAZILIO COBB ASSOCIATES, P.C.	Receivership Assistance Services & Temporary Staffing Services	6	\$5,166,000	DRR	MO	Black American Owned
ENQUIZIT INCORPORATED	BISC Cloud and Tableau	1	\$4,000,000	DIT	MO	Subcontinent Asian (Asian-Indian) American Owned
PRECISE SOFTWARE SOLUTIONS, INC.	IT Support Services	1	\$3,999,870	OIG	MO	Asian-Pacific American Owned
SYNAPTEIN SOLUTIONS INCORPORATED	BISC AI & Cloud	1	\$3,937,176	DIT	MO	Subcontinent Asian (Asian-Indian) American Owned
RAVENTEK SOLUTION PARTNERS LLC	Software and Hardware Maintenance	3	\$3,484,786	DIT	MO	Native American Owned
TERACORE INC.	Emergency Preparedness	1	\$1,968,851	DOA	MO	Hispanic American Owned
HARMONY TECHNOLOGY, INC.	IT Life Cycle Consulting Services	1	\$1,964,056	DIT	MO	Subcontinent Asian (Asian-Indian) American Owned
STAR ELEVATOR INC	Elevator Maintenance	1	\$1,822,323	DOA	MO	Hispanic American Owned
TALTEAM INC.	BISC Business Data Analysis Support	1	\$1,332,271	DIT	WO	Subcontinent Asian (Asian-Indian) American Owned
PANAMERICA COMPUTERS, INC.	Software	3	\$745,841	DIT	WO	Hispanic American Owned
PROCON CONSULTING LLC	Construction Management Services	1	\$690,092	DOA	MO	Asian-Pacific American Owned
CASCADE ASSET MANAGEMENT, LLC	Data and Media Disposition	1	\$665,835	DRR	MO/WO	Asian-Pacific American Owned
INTERIOR RESOURCE GROUP INC	Furniture	1	\$642,531	DOA	MO	Hispanic American Owned
SHI INTERNATIONAL CORP.	Hardware and Software Maintenance	12	\$609,136	DIT	MO/WO	Asian-Pacific American Owned
MILLER ADVERTISING AGENCY, INC.	ORE Advertising and Marketing	1	\$560,000	DRR	WO	
INTEROS INC.	Software	1	\$463,139	DIT	WO	
PARTNER ASSESSMENT CORPORATION	Environmental Site Assessment Services	2	\$426,000	DRR	WO	
RHOMBUZZ LLC	Software	1	\$359,191	DIT	MO/WO	Subcontinent Asian (Asian-Indian) American Owned
MURCOR, INC.	Appraisal Management Services	1	\$229,000	DRR	MO	Black American Owned
ZEVA INCORPORATED	Software	1	\$176,175	DIT	WO	
IMAGE ACCESS CORP.	Hardware	1	\$171,040	DIT	WO	

(Continued on next page)

MWOB CONTRACTING 2019 THROUGH DECEMBER

(Continued from previous page)

Contractor	Description of Services	Number of Awards	Total Dollar Value	Division	MWOB STATUS	Ethnicity
VASTEC, INC.	Imaging and Indexing	1	\$150,000	DRR	MO	Other than one of the preceding
FIRST FINANCIAL NETWORK, INC.	Internet Marketing Sales & Services	1	\$120,000	DRR	WO	
TRANSLATION EXCELLENCE INC.	Proofreading of Translated Material	1	\$110,000	DCP	MO	Other than one of the preceding
UNICORP SERVICES INC	Financial Valuation Services	1	\$109,800	DRR	MO	Black American Owned
FEDERAL MANAGEMENT PARTNERS, INC.	Comprehensive Learning Development Curriculum Support	1	\$104,155	FCU	WO	
GDM GROUP, INC., THE	Drug Free Workplace Training	1	\$97,900	FCU	MO	Hispanic American Owned
FIERCE SOFTWARE CORPORATION	Software	1	\$95,966	DIT	WO	
IVY PLANNING GROUP, LLC	Diversity & Inclusion Services	4	\$94,559	MWI	MO/WO	Black American Owned
FEDBIZ IT SOLUTIONS LLC	Hardware Maintenance	1	\$91,098	DIT	MO/WO	Hispanic American Owned
FERNCLIFF INVESTMENTS	Asset Valuation Review Services	3	\$88,829	DRR	WO	
COPPER RIVER TECHNOLOGIES, LLC	Hardware	2	\$87,957	DIT	MO	Native American Owned
VERITAS CULTURE, LLC	Culture Change Study	1	\$87,725	OIG	MO	Black American Owned
GROVE STREET INVESTMENT, LLC	Asset Valuation Review Services	1	\$82,828	DRR	MO/WO	Subcontinent Asian (Asian-Indian) American Owned
TRIAD TECHNOLOGY PARTNERS, LLC	Software	1	\$81,850	DIT	WO	
WORLEY AUCTIONEERS & APPRAISERS, INC.	FF&E Inventory/Auction Services	2	\$79,500	DRR	WO	
ORGANIZATIONAL DEV RESOURCE GROUP	Instructional Design	1	\$75,761	FCU	MO/WO	Black American Owned
DIVERSIFIED DISTRIBUTORS INTL	Software	4	\$62,750	DIT	MO/WO	Other than one of the preceding
GARNET CAPITAL ADVISORS, LLC	Financial Valuation Services	1	\$45,748	DRR	WO	
SB & COMPANY, LLC	Tax Preparation Services	1	\$42,000	DRR	MO	Black American Owned
C2 TECHNOLOGIES, INC.	Training-Design and Development	1	\$24,664	FCU	MO/WO	Subcontinent Asian (Asian-Indian) American Owned
ARBEE ASSOCIATES	Furniture	1	\$19,459	DOA	WO	
PERSONABLE.COM, INC.	Software	1	\$17,640	DIT	MO	Asian-Pacific American Owned
SUPPLYSOURCE DC, LLC	Furniture	1	\$16,937	DOA	MO	Hispanic American Owned
ZONES, INC.	Software	1	\$16,648	DIT	MO	Subcontinent Asian (Asian-Indian) American Owned
NETWORK COMMUNICATIONS TECHNOLOGY, INC.	Software Maintenance	1	\$4,275	DIT	WO	
DYNAMIC SYSTEMS, INC.	Software Maintenance	1	\$3,632	DIT	WO	
V3GATE, LLC	Software	1	\$3,159	DIT	MO	Hispanic American Owned
56 MWOB Contractors		152	\$173,524,051			

2019 Through December

MWOB Percentages (Awards and Contractors)

DATA ON NUMBER OF AWARDS AND NUMBER OF CONTRACTORS	2019 Through December
Total Active Awards (As of last date of reporting period)	1,150
Total MWOB Active Awards	256
	22.26%
Total Active Contractors (As of last date of reporting period)	467
MWOB Active Contractors	112
	23.98%
Total Contractors Receiving Awards	235
MWOB Contractors Receiving Awards	56
	23.83%
Total Number of Awards	518
Total Number of MWOB Awards	152
	29.34%

MWOB Dollars by Division

Division	Dollars	Percentage
DIT	\$133,339,713	76.8%
DRR	\$30,429,510	17.5%
DOA	\$5,160,193	3.0%
OIG	\$4,087,595	2.4%
FCU	\$302,480	.2%
DCP	\$110,000	.1%
MWI	\$94,559	.1%
TOTAL	\$173,524,051	100.0%

January 8, 2020

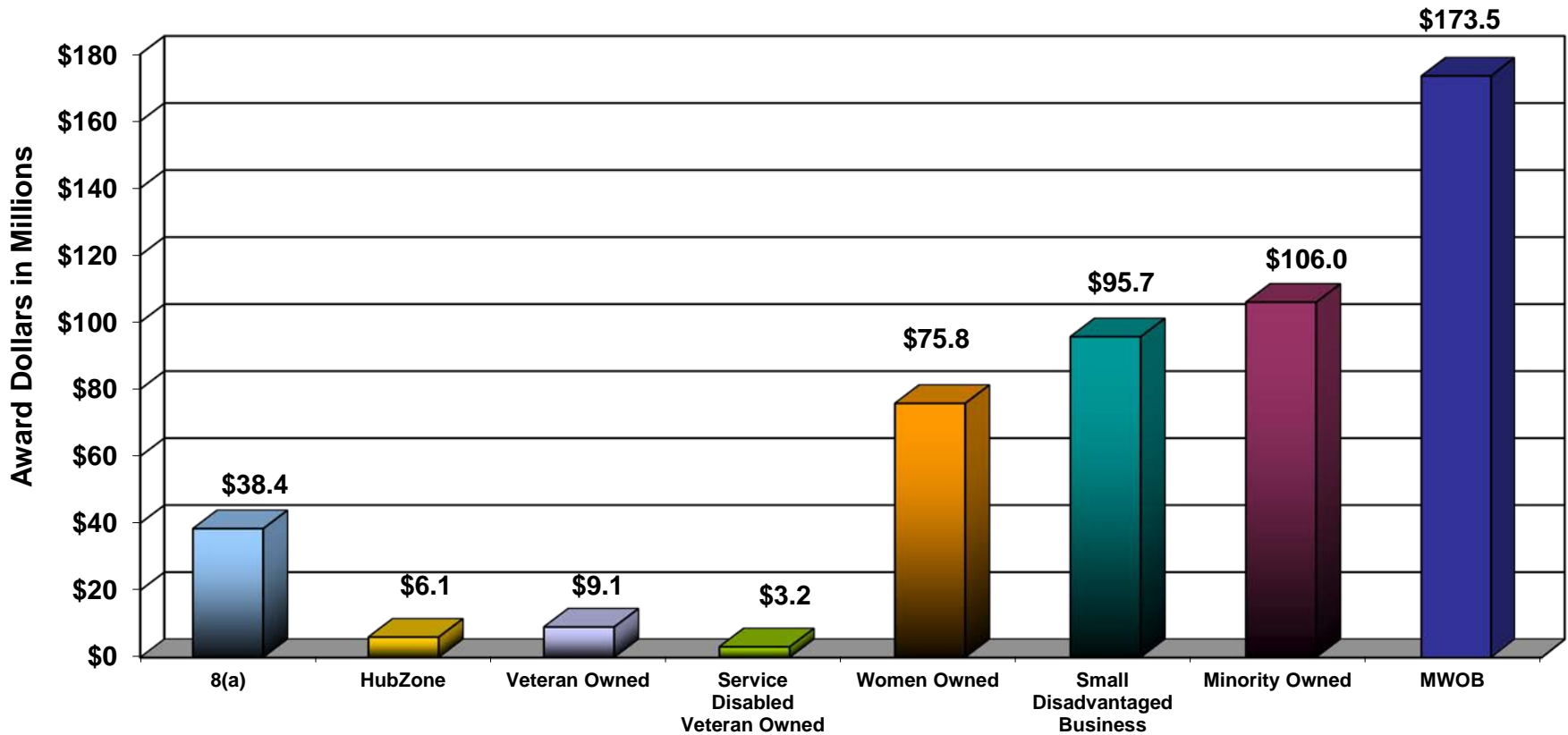
SOLICITATION INFORMATION

(2019 THRU DECEMBER)

Total number of awards (excluding task orders)	348					
Total number of solicitations which resulted in the awards	316					
Total number of solicitations that involved competition	223					
Total number of solicitations that were non-competitive	93					
Total number of GSA Multiple-Award contract solicitations	0					
	Solicited	Percentage of Businesses Solicited	Submitted Proposals	Percentage of Businesses Solicited that Submitted Proposals	Received Awards	Percentage of Businesses Solicited that Received Awards
All Businesses	1330	-	610	45.9%	348	26.2%
Minority or Women Owned Business (MWOB)	588	44.2%	251	18.9%	111	8.3%
Non MWOB	742	55.8%	359	27.0%	237	17.8%
Women Owned	373	28.0%	196	14.7%	86	6.5%
Minority Owned	373	28.0%	127	9.5%	50	3.8%
Asian-Pacific American Owned	104	7.8%	58	4.4%	20	1.5%
Subcontinent Asian American Owned	51	3.8%	12	0.9%	5	0.4%
Black American Owned	95	7.1%	17	1.3%	5	0.4%
Hispanic American Owned	60	4.5%	17	1.3%	10	0.8%
Native American Owned	45	3.4%	12	0.9%	4	0.3%
Other than one of the preceding	18	1.4%	11	0.8%	6	0.5%
Small Disadvantaged Business (SDB)	141	10.6%	48	3.6%	19	1.4%
Veteran Owned	91	6.8%	29	2.2%	18	1.4%
Service Disabled Veteran Owned Business (SDVOB)	56	4.2%	19	1.4%	9	0.7%

January 8, 2020

FDIC Total Awards by Socio Economic Categories January 1 – December 31, 2019



Percent of Total

FDIC Awards:

6.9%	1.1%	1.6%	0.6%	13.7%	17.3%	19.1%	31.3%
------	------	------	------	-------	-------	-------	-------

* Other Agencies'

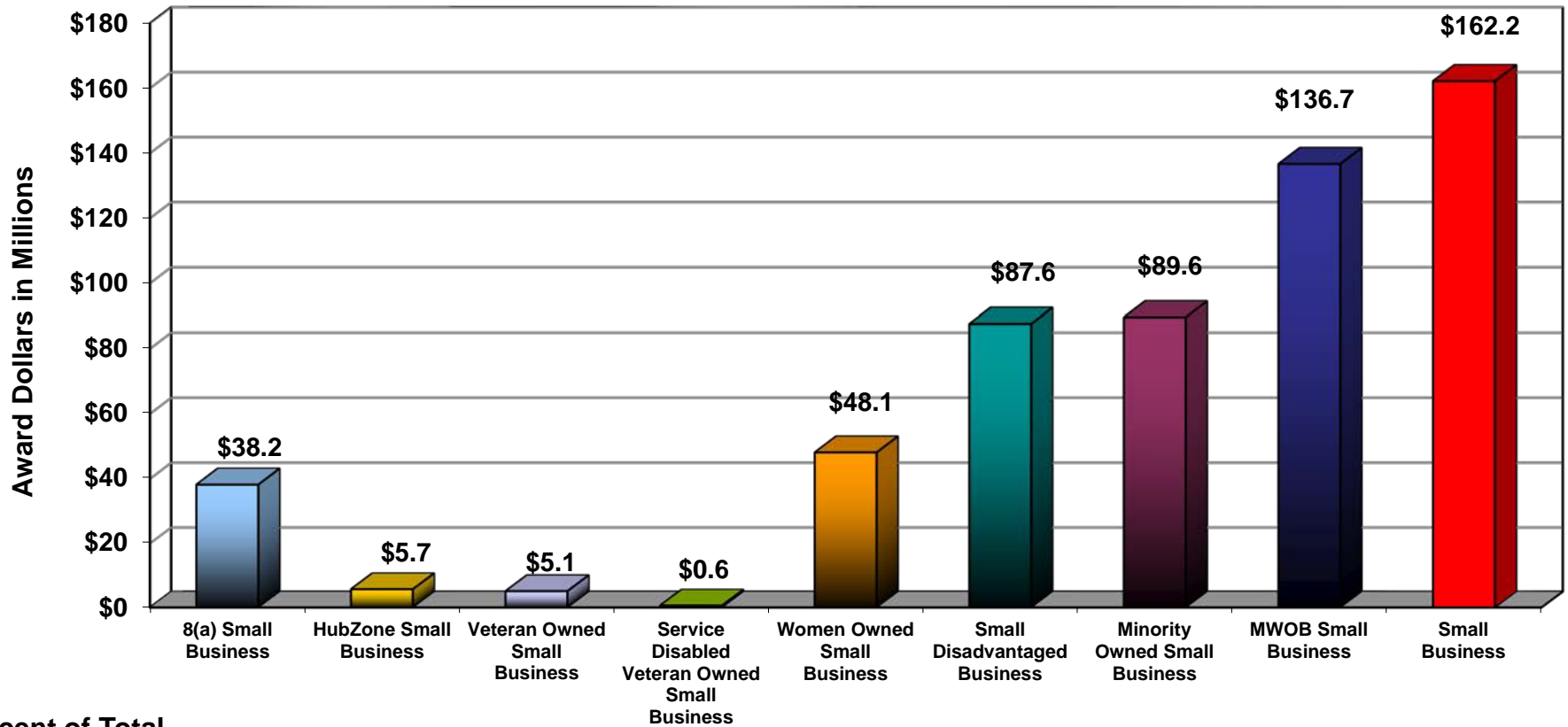
Percentage:

5.4%	1.5%	5.3%	3.7%	5.1%	2.0%	9.2%	12.1%
------	------	------	------	------	------	------	-------

* Source is USASpending.gov for FY 2016. Percentages were based on a total amount derived from the selection of FY2016, Contracts, and all Contractor Types.

January 8, 2020

FDIC Small Business Awards by Socio Economic Categories January 1 - December 31, 2019



Percent of Total

FDIC Awards:

6.9%	1.0%	0.9%	0.1%	8.7%	15.8%	16.2%	24.7%	29.3%
------	------	------	------	------	-------	-------	-------	-------

*Other Agencies'

Percentage:

4.1%	1.7%	5.4%	4.0%	4.8%	9.5%	N/A	N/A	24.3%
------	------	------	------	------	------	-----	-----	-------

Govt-Wide Goal:

N/A	3.0%	N/A	3.0%	5.0%	5.0%	N/A	N/A	23.0%
-----	------	-----	------	------	------	-----	-----	-------

* Source is FY2016 Small Business Goaling Report from FPDS-NG N/A = Not Available

In determining what constitutes a small business, among other things, the definition will vary to reflect industry differences, such as size standards. Small Businesses must meet the size standard established for a contract, which are based on North American Industrial Classification System (NAICS) codes.

January 8, 2020