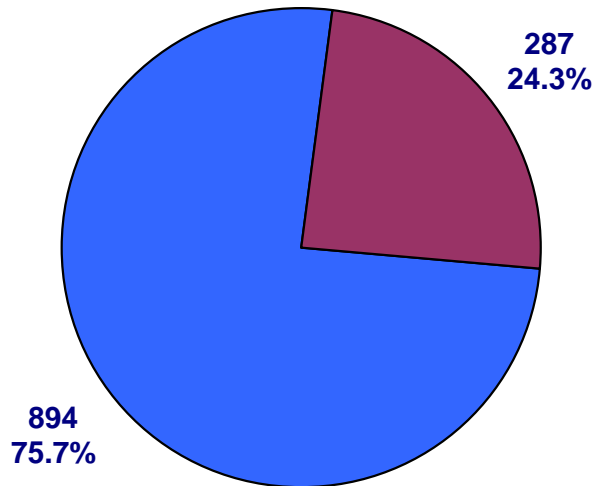


FDIC Contracting Awards

January 1 – December 31, 2016

MWOB PARTICIPATION (DOLLARS IN MILLIONS)

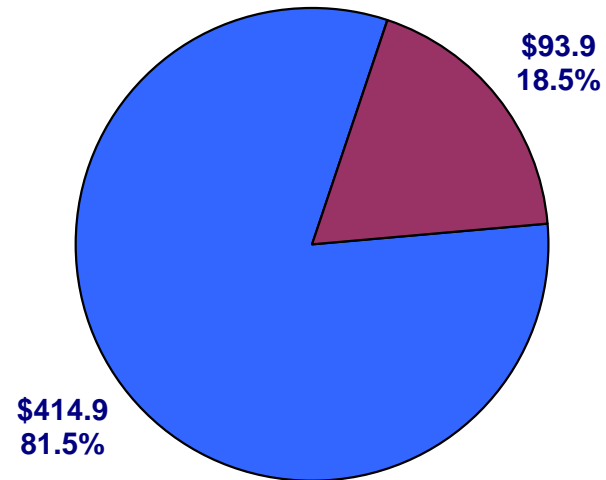
TOTAL ACTIONS – 1,181



■ NON MWOB ■ MWOB

42 (or 3.5%) of the actions in 2016 were awarded to businesses classified as both minority-owned and women-owned

TOTAL DOLLARS - \$508.8



■ NON MWOB ■ MWOB

\$10.0 (or 1.9%) of the dollars in 2016 were awarded to businesses classified as both minority-owned and women-owned

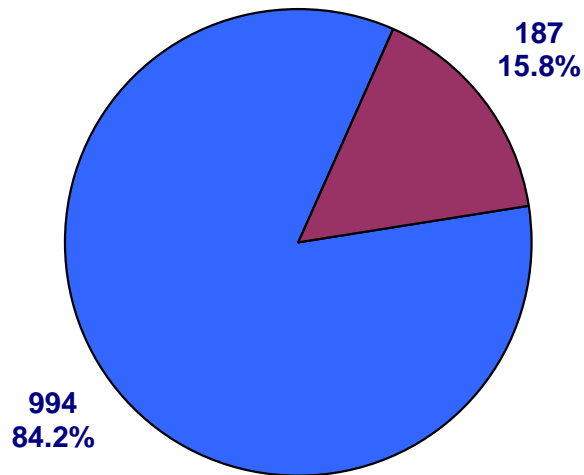
January 5, 2017

FDIC Contracting Awards

January 1 – December 31, 2016

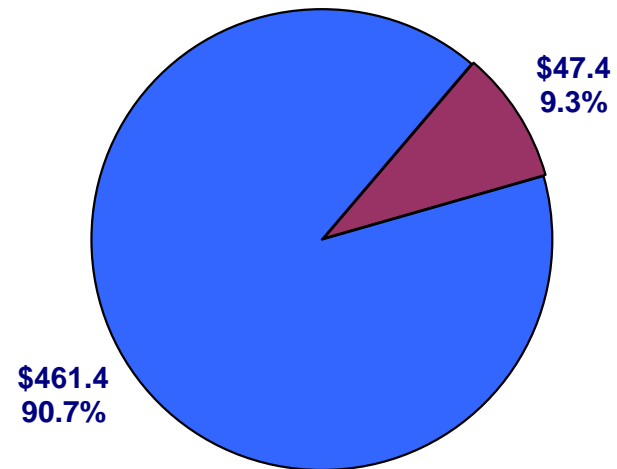
WOMEN OWNED (WO) PARTICIPATION (DOLLARS IN MILLIONS)

TOTAL ACTIONS – 1,181



■ NON WO ■ WO

TOTAL DOLLARS - \$508.8



■ NON WO ■ WO

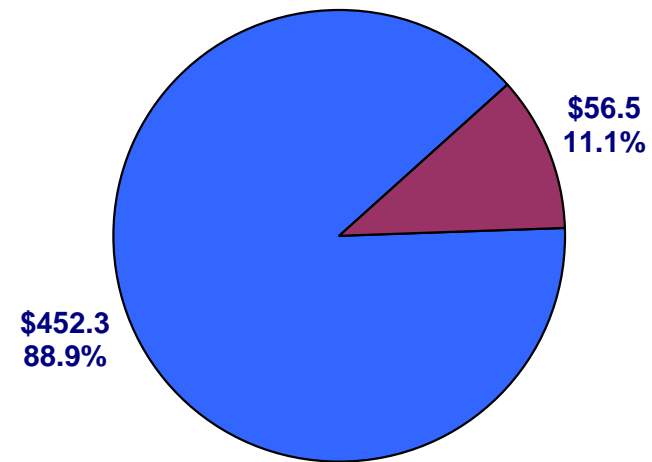
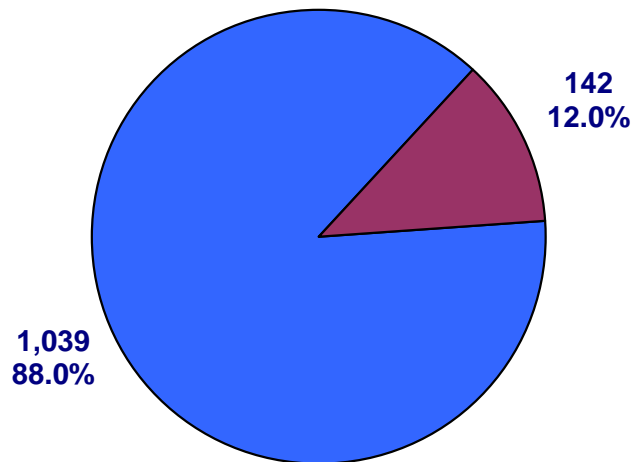
FDIC Contracting Awards

January 1 – December 31, 2016

MINORITY OWNED (MO) PARTICIPATION (DOLLARS IN MILLIONS)

TOTAL ACTIONS – 1,181

TOTAL DOLLARS - \$508.8



■ NON MO ■ MO

■ NON MO ■ MO

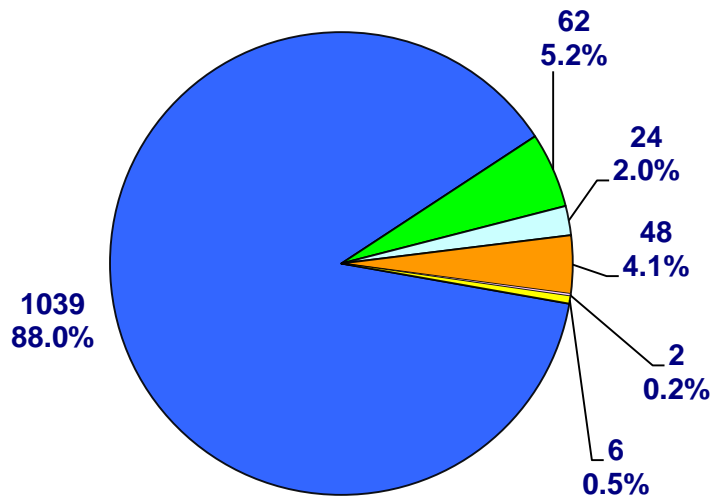
January 5, 2017

FDIC Contracting Awards

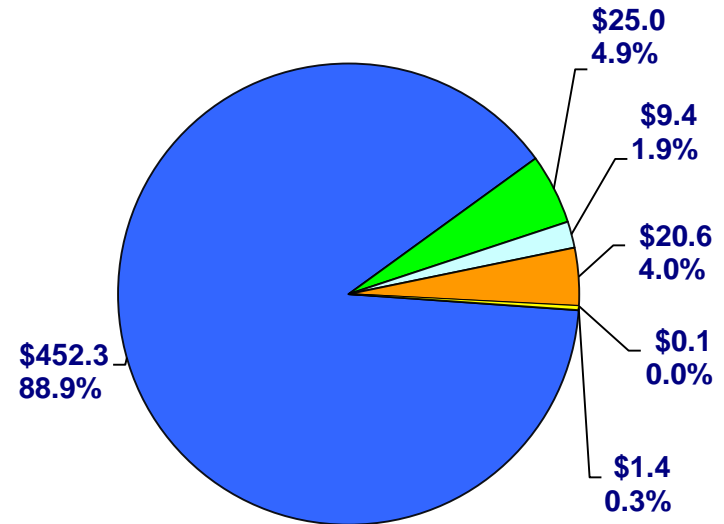
January 1 – December 31, 2016

MINORITY OWNED PARTICIPATION BY ETHNICITY (DOLLARS IN MILLIONS)

TOTAL ACTIONS – 1,181



TOTAL DOLLARS - \$508.8



January 5, 2017

| FDIC Contracting Payments | |
|--|---------------|
| Year-to-Date Through December 2016 | |
| Total | \$ 415.2 |
| <i>Total</i> | <i>100.0%</i> |
| MWOB | \$ 111.5 |
| <i>MWOB</i> | <i>26.8%</i> |
| Minority Owned (MO) | \$ 56.0 |
| <i>Minority Owned (MO)</i> | <i>13.5%</i> |
| Women Owned (WO) | \$ 66.8 |
| <i>Women Owned (WO)</i> | <i>16.1%</i> |
| Overlap (Both MO & WO) | \$ 11.3 |
| <i>Overlap (Both MO & WO)</i> | <i>2.8%</i> |
| Asian American | \$ 33.5 |
| <i>Asian American</i> | <i>8.1%</i> |
| Black American | \$ 11.5 |
| <i>Black American</i> | <i>2.8%</i> |
| Hispanic American | \$ 10.3 |
| <i>Hispanic American</i> | <i>2.5%</i> |
| Native American | \$ 0.1 |
| <i>Native American</i> | <i>0.0%</i> |
| Other | \$ 0.6 |
| <i>Other</i> | <i>0.1%</i> |
| MWOB = MO, or WO, or both MO & WO | |
| Dollars are in millions | |
| FDIC Contracting Payments represent the total dollar amount of contract and task order payments made during the stated period. | |

MWOB CONTRACTING

2016

| Contractor | Description of Services | Number of Awards | Total Dollar Value | Division | MWOB STATUS | Ethnicity |
|--------------------------------------|--|------------------|--------------------|----------|-------------|--|
| PRESCIENT INC | ORE Marketing & Management Services | 26 | \$11,214,105 | DRR | MO | Hispanic American Owned |
| NFINITY LLC | IT Development and Reporting Services | 7 | \$7,413,763 | DRR | MO | Subcontinent Asian (Asian-Indian) American Owned |
| CASCADES TECHNOLOGIES, INC. | ITAS II | 9 | \$7,174,703 | DIT | MO | Hispanic American Owned |
| MIR, MITCHELL & COMPANY, LLP | Receivership Assistance Services and BOS Accounting Services | 6 | \$6,004,240 | DRR | WO | |
| HIGHLIGHT TECHNOLOGIES, LLC | Information Security Support Services | 1 | \$4,438,803 | DRR | MO/WO | Asian-Pacific American Owned |
| DIGITAL MANAGEMENT, INC. | Information Security Support Services | 1 | \$4,275,294 | DRR | MO | Subcontinent Asian (Asian-Indian) American Owned |
| IMPRIMIS GROUP INC | Temporary Staffing | 3 | \$4,240,000 | DRR | WO | |
| FCN, INC. | Hardware and Software Maintenance | 15 | \$4,183,789 | DIT | WO | |
| CORVUS GROUP, THE | Loss Share Agreement and Receivership Management Support Svcs | 2 | \$3,600,000 | DRR | MO | Black American Owned |
| MSOL INC. | ITAS II | 2 | \$3,589,490 | DIT | WO | |
| GRAY GRAPHICS CORPORATION | Commercial Print Services | 1 | \$3,411,230 | DOA | WO | Other than one of the preceding |
| BAZILIO COBB ASSOCIATES, P.C. | Receivership Assistance Services | 2 | \$2,204,000 | DRR | MO | Black American Owned |
| HEITECH SERVICES INC | Receptionist Services | 1 | \$1,800,000 | DOA | WO | |
| ALLIANCE TECHNOLOGY GROUP, LLC | Hardware Maintenance | 3 | \$1,732,046 | DIT | WO | |
| FERNCLIFF INVESTMENTS | Asset Valuation Review Services | 11 | \$1,667,182 | DRR | WO | |
| AGSI, LLC | Software & Maintenance | 6 | \$1,612,287 | DIT | WO | Other than one of the preceding |
| MURCOR, INC. | Appraisal Management Services | 3 | \$1,332,000 | DRR | MO | Black American Owned |
| TOP-TIER TECHNOLOGIES, INC. | Software Maintenance | 4 | \$1,295,747 | DIT | MO | Subcontinent Asian (Asian-Indian) American Owned |
| DEVA & ASSOCIATES PC | Loss Share Agreement | 1 | \$1,279,987 | DRR | MO | Subcontinent Asian (Asian-Indian) American Owned |
| ALEX - ALTERNATIVE EXPERTS, LLC | Technical Inventory Planning | 1 | \$1,200,000 | DIT | MO/WO | Hispanic American Owned |
| GARNET CAPITAL ADVISORS, LLC | Asset Valuation Review Services | 10 | \$1,094,713 | DRR | WO | |
| SUMMIT CONSULTING LLC | Corporate Model Review | 1 | \$1,047,000 | CRO | MO | Asian-Pacific American Owned |
| E GROUP, INC., THE | Rewards and Recognition Program Support Svcs | 1 | \$900,000 | DOA | WO | |
| TCS INTERPRETING, INC. | Sign Language Interpreting & Transcribing | 1 | \$900,000 | MWI | MO/WO | Other than one of the preceding |
| TRIAD TECHNOLOGY PARTNERS, LLC | Software Maintenance | 2 | \$845,418 | DIT | WO | |
| UNICORP SERVICES INC | Asset Valuation Review Services | 8 | \$790,899 | DRR | MO | Black American Owned |
| C2 TECHNOLOGIES INC | Learning Design and Development | 3 | \$782,643 | FCU | MO/WO | Subcontinent Asian (Asian-Indian) American Owned |
| CASTLEOAK SECURITIES, L.P. | Underwriter Services | 1 | \$750,000 | DRR | MO | Black American Owned |
| ENC MARKETING & COMMUNICATIONS, INC. | Strategic Communications Support | 1 | \$730,938 | DIT | WO | |
| H. J. GRUY AND ASSOCIATES, INC. | Oil & Gas Consulting and Valuation Services | 2 | \$700,000 | DRR | WO | |
| LONQUIST & CO., LLC | Oil & Gas Consulting and Valuation Services | 2 | \$700,000 | DRR | WO | |
| TECHNOLOGY SOLUTIONS PROVIDER, INC. | Threatstream Optic Subscription | 2 | \$675,872 | DIT | MO | Subcontinent Asian (Asian-Indian) American Owned |
| GROVE STREET INVESTMENT, LLC | Asset Valuation Review Services | 10 | \$636,000 | DRR | MO/WO | Subcontinent Asian (Asian-Indian) American Owned |
| CRITICAL START LLC | Software Maintenance | 2 | \$519,826 | DIT | WO | |
| THE PINCUS GROUP INC | Presentation Skills Course | 1 | \$479,950 | FCU | WO | |

(Continued on next page)

MWOB CONTRACTING

2016

(Continued from previous page)

| Contractor | Description of Services | Number of Awards | Total Dollar Value | Division | MWOB STATUS | Ethnicity |
|-------------------------------------|--|------------------|--------------------|----------|-------------|--|
| SHI INTERNATIONAL CORP. | Software and Hardware Maintenance | 12 | \$472,084 | DIT | MO/WO | Asian-Pacific American Owned |
| PRAGMATICS, INC. | ITAS II | 1 | \$444,692 | DIT | MO | Asian-Pacific American Owned |
| AKIRA TECHNOLOGIES, INC. | Migration to Cloud.gov | 1 | \$443,999 | DIT | MO | Subcontinent Asian (Asian-Indian) American Owned |
| C2 PORTFOLIO INC | Temporary Staffing | 2 | \$434,000 | DRR | WO | |
| FIRST FINANCIAL NETWORK, INC. | Internet Marketing & Asset Loan Sales Svcs | 1 | \$350,000 | DRR | WO | |
| SUPPLYSOURCE DC, LLC | Furniture | 3 | \$326,558 | DOA | MO | Hispanic American Owned |
| PYRAMID SYSTEMS, INC. | Automated Loan Examination Tool Services | 1 | \$309,996 | DIT | MO/WO | Asian-Pacific American Owned |
| FOUR LLC | Software Maintenance | 2 | \$304,331 | DIT | MO/WO | Other than one of the preceding |
| WORLD WIDE TECHNOLOGY, INC. | Software Maintenance | 2 | \$293,124 | DIT | MO | Black American Owned |
| SG PROCUREMENT SOLUTIONS LLC | Oversight Manager Training | 1 | \$292,000 | FCU | WO | |
| ZIBIZ CORPORATION | Software Maintenance | 3 | \$270,688 | DIT | MO | Subcontinent Asian (Asian-Indian) American Owned |
| FORWARD MOMENTUM LLC | Comprehensive Learning & Development Support | 1 | \$258,161 | FCU | WO | |
| MARCOM GROUP, INC. | Design, Development & Support Svcs for Website | 1 | \$257,436 | OIG | WO | |
| PARTNER ASSESSMENT CORPORATION | Environmental Site Assessment Services | 3 | \$233,993 | DRR | WO | |
| KARIS INNOVATION, LLC | Software Maintenance | 1 | \$210,795 | DIT | MO/WO | Hispanic American Owned |
| SOLUTIONS BY DESIGN II, LLC | ZixGateway Enterprise Subscription | 1 | \$198,334 | DIT | MO/WO | Other than one of the preceding |
| BIALEK CORPORATION OF MARYLAND, THE | Furniture | 2 | \$186,003 | DOA | WO | |
| T. CURTIS & COMPANY, P.C. | Temporary Staffing Services - Payroll | 2 | \$166,000 | DRR | MO/WO | Black American Owned |
| ADVANCED COMPUTER CONCEPTS, INC. | Hardware and Software Maintenance | 2 | \$163,218 | DIT | WO | |
| FEDERAL MANAGEMENT PARTNERS, INC. | Curriculum Support | 1 | \$157,185 | FCU | WO | |
| ROBINSON, LESLIE A | Tax and Accounting Policy Consulting Svcs | 1 | \$150,000 | OIG | WO | |
| FEDERAL DEFENSE SOLUTIONS, INC. | Software Maintenance | 1 | \$147,000 | DIT | MO | Asian-Pacific American Owned |
| PUENTE TECHNOLOGY LLC | Power Distribution Services | 1 | \$145,200 | DOA | MO | Hispanic American Owned |
| TELESIS CORPORATION | Open FISMA Operations & Support | 1 | \$139,005 | DIT | MO/WO | Subcontinent Asian (Asian-Indian) American Owned |
| UNICOM GOVERNMENT, INC. | Software Maintenance | 1 | \$138,528 | DIT | MO | Asian-Pacific American Owned |
| AINS, INC. | Software | 1 | \$132,961 | DIT | MO | Asian-Pacific American Owned |
| BAT ASSOCIATES, INC. | Environmental Site Assessment Services | 1 | \$131,600 | DRR | MO | Asian-Pacific American Owned |
| OMNIFICS, INC. | Furniture | 1 | \$129,983 | DOA | MO | Asian-Pacific American Owned |
| SOFTWARE INFORMATION RESOURCE CORP. | Software Maintenance | 2 | \$123,041 | DIT | MO/WO | Subcontinent Asian (Asian-Indian) American Owned |
| NETCOM LEARNING INC.-NY | IT Course - Auditing Database Servers | 1 | \$109,135 | FCU | MO | Asian-Pacific American Owned |
| TRIVAD, INC. | Damballa Failsafe Subscription | 1 | \$108,265 | DIT | WO | Asian-Pacific American Owned |
| UNICORP CUSHMAN WAKEFIELD JV | Asset Valuation Review Services | 1 | \$105,499 | DRR | MO | Black American Owned |
| AFFIGENT, LLC | Software Maintenance | 2 | \$104,185 | DIT | MO | Native American Owned |
| NEW TECH SOLUTIONS, INC. | Software Maintenance | 1 | \$102,596 | DIT | MO | Subcontinent Asian (Asian-Indian) American Owned |

(Continued on next page)

MWOB CONTRACTING

2016

(Continued from previous page)

| Contractor | Description of Services | Number of Awards | Total Dollar Value | Division | MWOB STATUS | Ethnicity |
|---------------------------------------|--|------------------|---------------------|----------|-------------|--|
| WORLEY AUCTIONEERS & APPRAISERS, INC. | FF&E Auction | 1 | \$95,100 | DRR | WO | |
| FULCHER, DAGNE | Information Security Support Services Plan | 1 | \$94,900 | DIT | WO | |
| IMPACT TRAINING SYSTEMS INC | Mentoring Programs | 1 | \$80,984 | DOA | WO | |
| SOCIETY FOR FINANCIAL EDUCATION | Money Smart Teacher Training | 1 | \$80,620 | DCP | MO | Black American Owned |
| GREAT CIRCLE LEARNING INC | Software Maintenance | 1 | \$76,572 | DIT | WO | |
| MERLIN INTERNATIONAL, INC. | Software Maintenance | 1 | \$75,832 | DIT | MO | Hispanic American Owned |
| QUANTUM/G & A JOINT VENTURE | ORE Marketing & Management Services | 1 | \$75,000 | DRR | MO | Hispanic American Owned |
| AUDIMATION SERVICES, INC. | Software Maintenance | 1 | \$67,001 | DIT | WO | |
| ADVANCE DESIGN CONSULTANTS, INC. | SFRO Lighting Design | 1 | \$61,519 | DOA | MO | Hispanic American Owned |
| LEWIN, JANE E. | Editorial Services | 1 | \$50,000 | DIR | WO | |
| INTELLIPEAK SOLUTIONS INC | Software | 1 | \$47,270 | DIT | MO | Hispanic American Owned |
| SADA SYSTEMS, INC. | Chrome Support Subscription | 1 | \$45,540 | DIT | WO | |
| DIVERSIFIED DISTRIBUTORS INTL. | Software Maintenance | 2 | \$33,153 | DIT | MO/WO | Other than one of the preceding |
| KPAUL PROPERTIES, LLC | Software Maintenance | 1 | \$31,226 | DIT | MO | Subcontinent Asian (Asian-Indian) American Owned |
| SB AND COMPANY, LLC | Receivership Tax Compliance Services | 2 | \$25,000 | DRR | MO | Black American Owned |
| NEWTYP, INC | Translation/Transcreation/Interpreter Services | 14 | \$24,641 | DRR | WO | |
| KNOT TECHNOLOGY SOLUTIONS, L.L.C. | Hardware | 2 | \$22,399 | DIT | WO | |
| VINITECH INC. | Hardware Maintenance | 1 | \$15,499 | DIT | WO | |
| ZONES, INC. | Software Maintenance | 1 | \$15,393 | DIT | MO | Subcontinent Asian (Asian-Indian) American Owned |
| GOLDEN SOFTWARE, LLC | Software | 1 | \$14,512 | DIT | WO | |
| SPECTRUM MOBILE, INC. | Migrate Mobile Handhelds | 1 | \$14,400 | DIT | WO | |
| HUMAN TOUCH TRANSLATIONS LTD. | Translation/Transcreation/Interpreter Services | 15 | \$13,086 | DRR | WO | |
| V3GATE, LLC | Secure Web Authentication Services | 1 | \$11,415 | DIT | MO | Hispanic American Owned |
| MAILMAX MAILING SOLUTIONS LLC | Software Maintenance | 1 | \$11,129 | DIT | MO | Hispanic American Owned |
| TRANSPERFECT TRANSLATIONS INTL. | Translation/Transcreation/Interpreter Services | 13 | \$10,602 | DRR | WO | |
| IDMWORKS, LLC | Software Maintenance | 1 | \$8,200 | DIT | MO/WO | Asian-Pacific American Owned |
| ARBEE ASSOCIATES | Furniture | 1 | \$7,033 | DOA | WO | |
| PANAMERICA COMPUTERS, INC. | Hardware | 1 | \$5,922 | DIT | MO/WO | Hispanic American Owned |
| CAROL PHILP INC | Promotional Items | 1 | \$5,800 | MWI | WO | |
| NEWEGG INC. | Hardware | 1 | \$5,499 | DIT | MO | Asian-Pacific American Owned |
| ZEVA INCORPORATED | Subscription License | 1 | \$5,441 | DIT | WO | |
| NETWORK COMMUNICATIONS TECH, INC. | Software Maintenance | 1 | \$3,723 | DIT | WO | |
| XCETERA LLC | Promotional Items | 1 | \$1,500 | MWI | WO | |
| J.C. TECHNOLOGY, INC. | Hardware Maintenance | 1 | \$600 | DIT | WO | |
| 103 MWOB Contractors | | 287 | \$93,898,027 | | | |

January 5, 2017

2016 Through December

MWOB Percentages (Awards and Contractors)

| DATA ON NUMBER OF AWARDS AND NUMBER OF CONTRACTORS | 2016 Through December |
|---|-----------------------|
| Total Active Awards (As of last date of reporting period) | 1,745 |
| Total MWOB Active Awards | 302 |
| | 17.31% |
| Total Active Contractors (As of last date of reporting period) | 508 |
| MWOB Active Contractors | 127 |
| | 25.00% |
| Total Contractors Receiving Awards | 371 |
| MWOB Contractors Receiving Awards | 103 |
| | 27.76% |
| Total Number of Awards | 1,181 |
| Total Number of MWOB Awards | 287 |
| | 24.30% |

MWOB Dollars by Division

| Division | Dollars | Percentage |
|--------------|---------------------|---------------|
| DRR | \$54,005,507 | 57.5% |
| DIT | \$28,272,580 | 30.1% |
| DOA | \$7,048,509 | 7.5% |
| FCU | \$2,079,074 | 2.2% |
| CRO | \$1,047,000 | 1.1% |
| OMWI | \$907,300 | 1.0% |
| OIG | \$407,436 | .4% |
| DCP | \$80,620 | .1% |
| DIR | \$50,000 | .1% |
| TOTAL | \$93,898,027 | 100.0% |

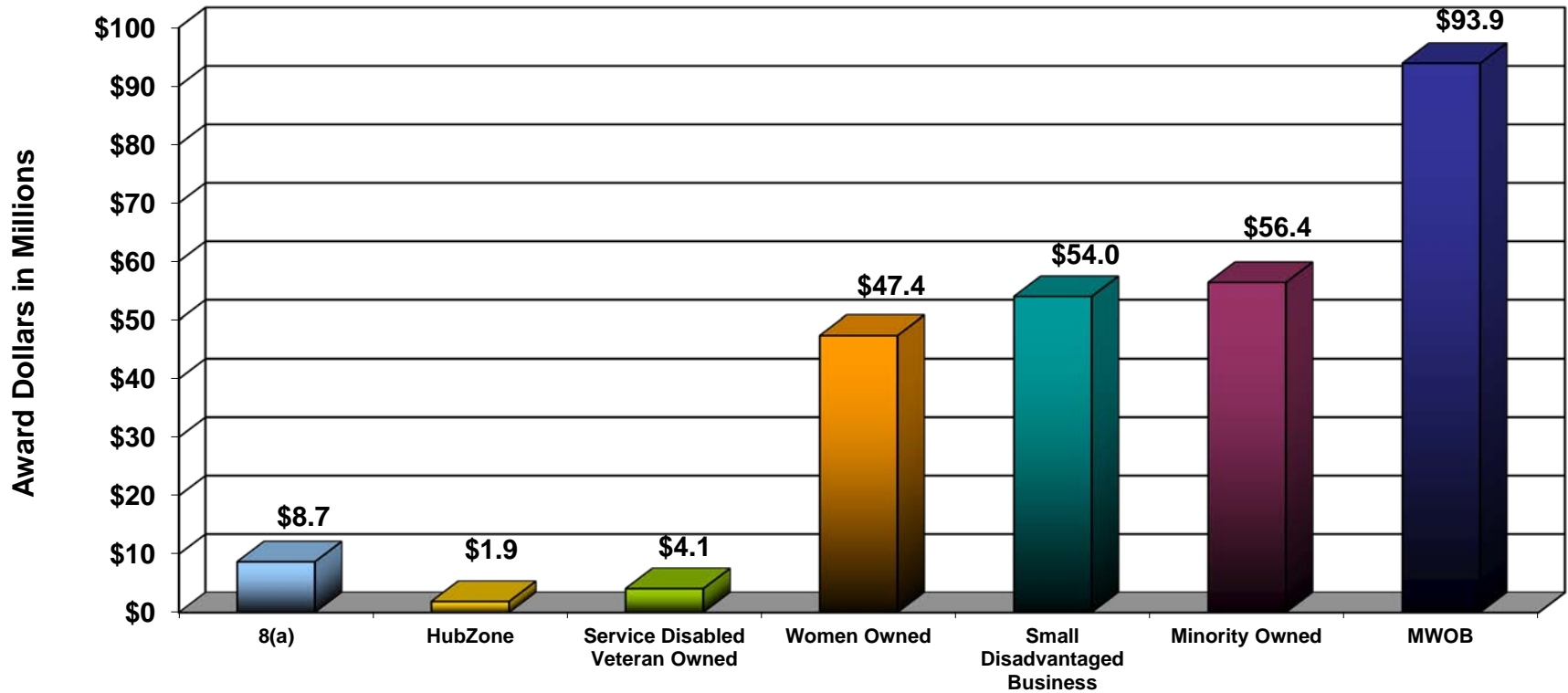
January 5, 2017

**SOLICITATION INFORMATION
(2016 THRU DECEMBER)**

| | |
|--|-----|
| Total number of awards (excluding task orders) | 465 |
| Total number of solicitations which resulted in the awards | 443 |
| Total number of solicitations that involved competition | 254 |
| Total number of solicitations that were non-competitive | 189 |
| Total number of GSA Multiple-Award contract solicitations | 0 |

| | Solicited | Percentage of Businesses Solicited | Submitted Proposals | Percentage of Businesses Solicited that Submitted Proposals | Received Awards | Percentage of Businesses Solicited that Received Awards |
|---|-----------|--|------------------------|---|--------------------|---|
| All Businesses | 1286 | - | 683 | 53.1% | 465 | 36.2% |
| Minority or Women Owned Business (MWOB) | 507 | 39.4% | 256 | 19.9% | 129 | 10.0% |
| Non MWOB | 779 | 60.6% | 427 | 33.2% | 336 | 26.1% |
| Women Owned | 306 | 23.8% | 173 | 13.5% | 86 | 6.7% |
| Minority Owned | 318 | 24.7% | 147 | 11.4% | 72 | 5.6% |
| Asian-Pacific American Owned | 76 | 5.9% | 42 | 3.3% | 26 | 2.0% |
| Subcontinent Asian American Owned | 62 | 4.8% | 32 | 2.5% | 19 | 1.5% |
| Black American Owned | 78 | 6.1% | 16 | 1.2% | 5 | 0.4% |
| Hispanic American Owned | 47 | 3.7% | 23 | 1.8% | 11 | 0.9% |
| Native American Owned | 28 | 2.2% | 11 | 0.9% | 5 | 0.4% |
| Other than one of the preceding | 27 | 2.1% | 23 | 1.8% | 6 | 0.5% |
| Small Disadvantaged Business (SDB) | 108 | 8.4% | 56 | 4.4% | 30 | 2.3% |
| Veteran Owned | 100 | 7.8% | 41 | 3.2% | 28 | 2.2% |
| Service Disabled Veteran Owned Business (SDVOB) | 74 | 5.8% | 31 | 2.4% | 17 | 1.3% |

FDIC Total Awards by Socio Economic Categories January 1 – December 31, 2016



Percent of Total

FDIC Awards:

| | | | | | | |
|------|------|------|------|-------|-------|-------|
| 1.7% | 0.4% | 0.8% | 9.3% | 10.6% | 11.1% | 18.5% |
|------|------|------|------|-------|-------|-------|

* Other Agencies'

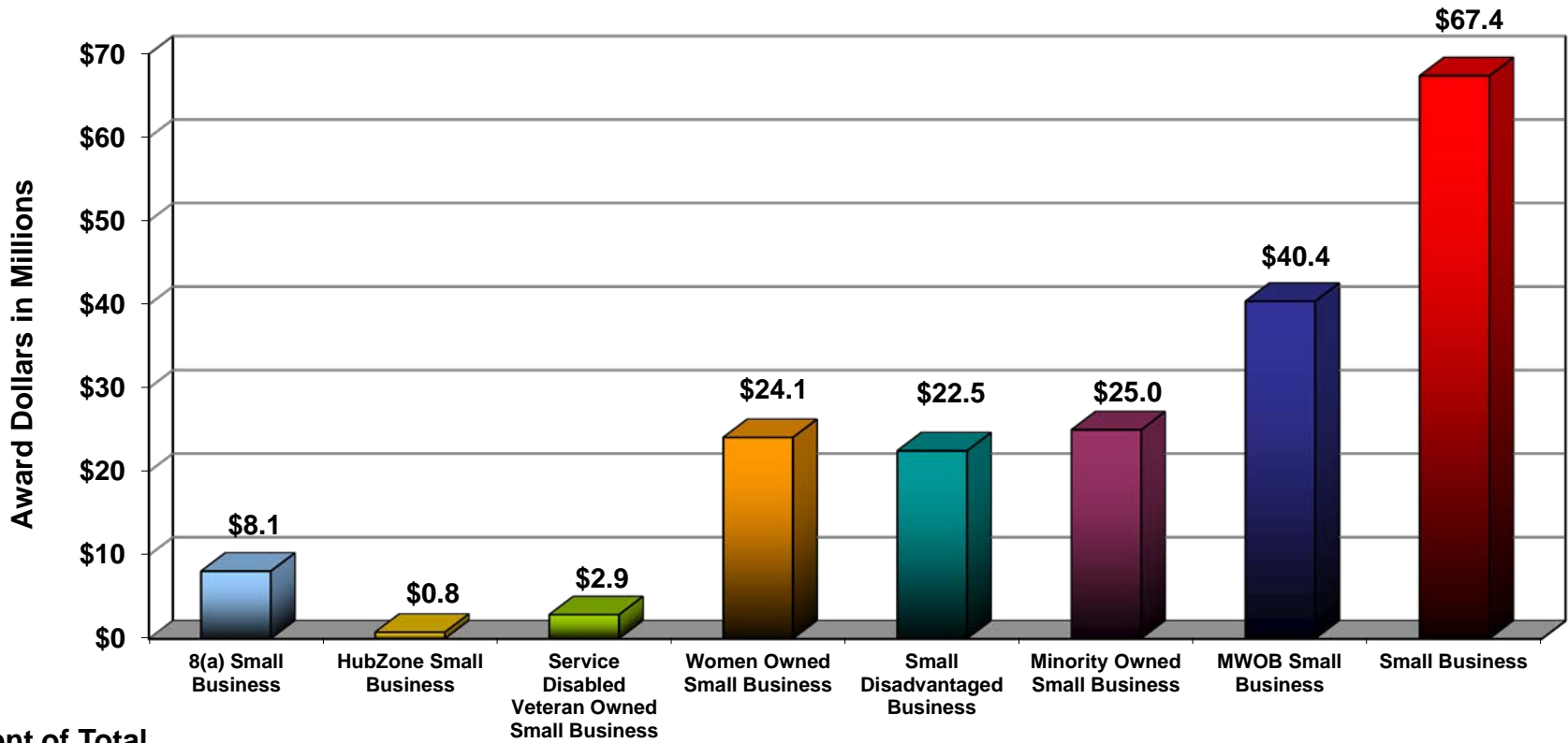
Percentage:

| | | | | | | |
|------|------|------|------|------|------|---------------|
| 4.6% | 2.0% | 2.5% | 4.0% | 6.7% | 8.3% | Not Available |
|------|------|------|------|------|------|---------------|

* Source is bar chart on home-page of FPDS-NG website for FY 2011 YTD as of 1/6/12

January 5, 2017

FDIC Small Business Awards by Socio Economic Categories January 1 - December 31, 2016



Percent of Total

FDIC Awards:

***Other Agencies' Percentage:**

Govt-Wide Goal:

| | | | | | | | |
|------|------|------|------|-------|------|------|-------|
| 1.6% | 0.2% | 0.6% | 4.7% | 4.4% | 4.9% | 7.9% | 13.3% |
| 4.5% | 1.8% | 3.9% | 5.1% | 10.1% | N/A | N/A | 25.7% |
| N/A | 3.0% | 3.0% | 5.0% | 5.0% | N/A | N/A | 23.0% |

* Source is FY2015 Small Business Goaling Report from FPDS-NG N/A = Not Available
 In determining what constitutes a small business, among other things, the definition will vary to reflect industry differences, such as size standards. Small Businesses must meet the size standard established for a contract, which are based on North American Industrial Classification System (NAICS) codes.