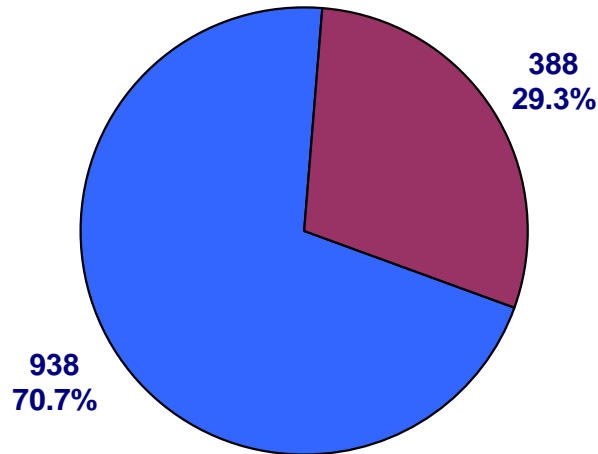


# FDIC Contracting Awards

## January 1 – December 31, 2012

### MWOB PARTICIPATION (DOLLARS IN MILLIONS)

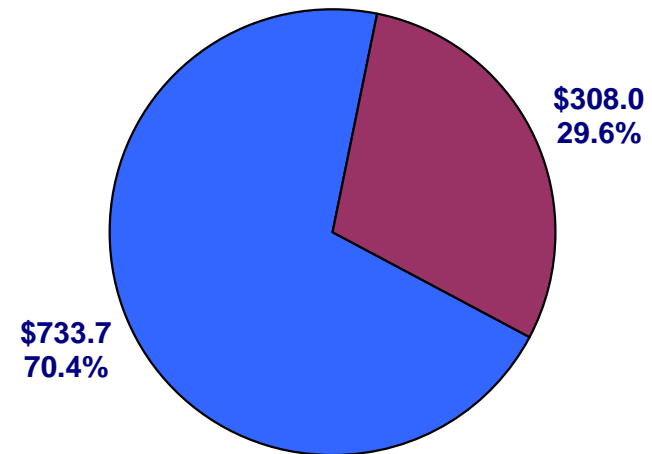
TOTAL ACTIONS – 1,326



■ NON MWOB ■ MWOB

66 (or 5.0%) of the actions in 2012 were awarded to businesses classified as both minority-owned and women-owned

TOTAL DOLLARS - \$1,041.7



■ NON MWOB ■ MWOB

\$43.8 (or 4.2%) of the dollars in 2012 were awarded to businesses classified as both minority-owned and women-owned

January 9, 2013

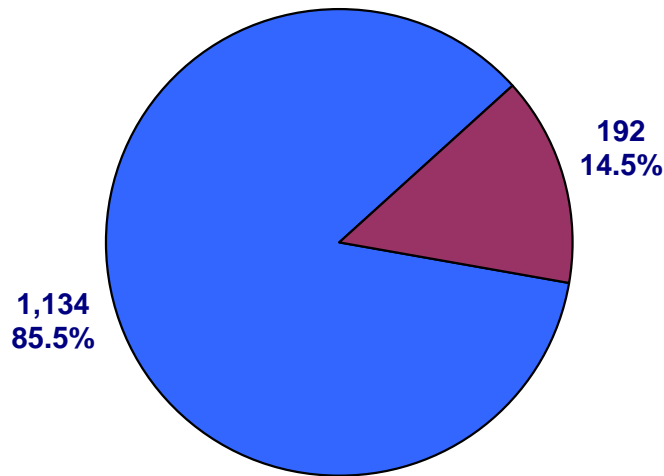
# FDIC Contracting Awards

## January 1 – December 31, 2012

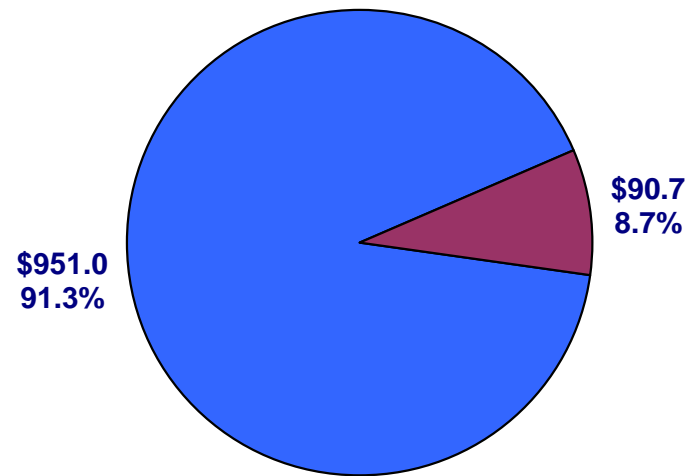
### WOMEN OWNED (WO) PARTICIPATION (DOLLARS IN MILLIONS)

TOTAL ACTIONS – 1,326

TOTAL DOLLARS - \$1,041.7



■ NON WO    ■ WO



■ NON WO    ■ WO

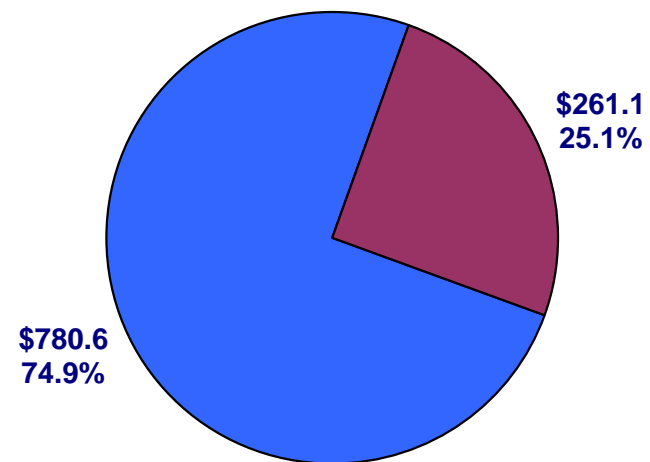
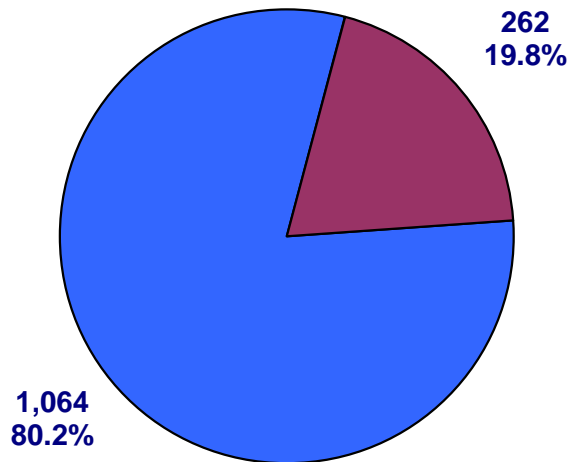
# FDIC Contracting Awards

January 1 – December 31, 2012

MINORITY OWNED (MO) PARTICIPATION (DOLLARS IN MILLIONS)

TOTAL ACTIONS – 1,326

TOTAL DOLLARS - \$1,041.7



■ NON MO    ■ MO

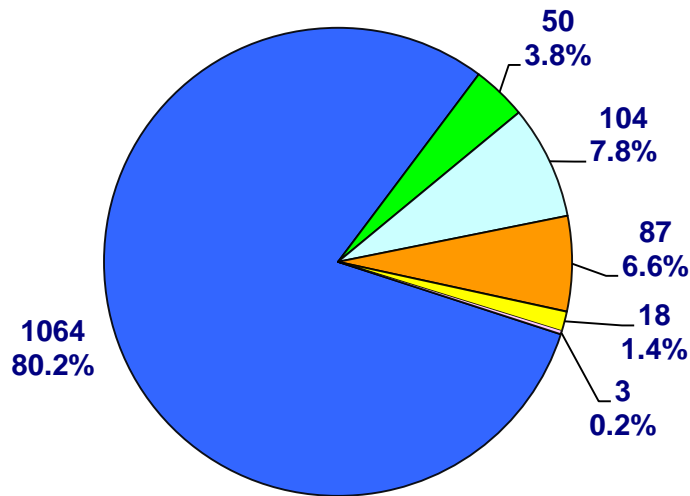
■ NON MO    ■ MO

# FDIC Contracting Awards

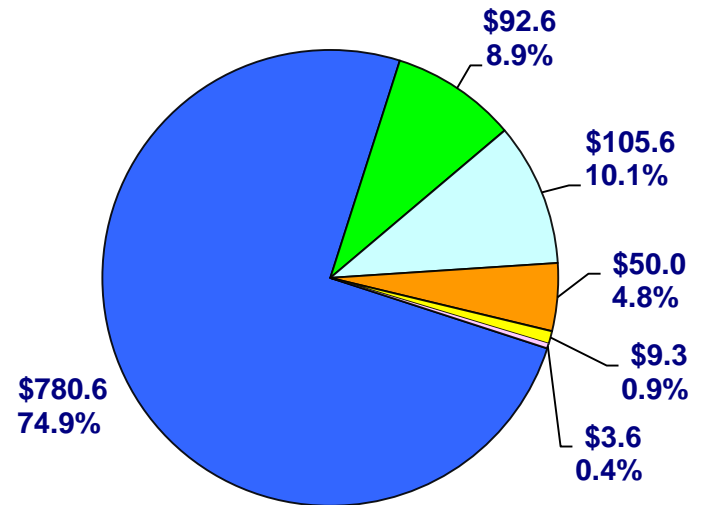
January 1 – December 31, 2012

## MINORITY OWNED PARTICIPATION BY ETHNICITY (DOLLARS IN MILLIONS)

TOTAL ACTIONS – 1,326



TOTAL DOLLARS - \$1,041.7



January 9, 2013

## MWOB CONTRACTING

2012

Contractor	Description of Services	Number of Awards	Total Dollar Value	Division	MWOB STATUS	Ethnicity
CORVUS GROUP, THE	LSA	15	\$52,875,000	DRR	MO	Black American Owned
DEVA & ASSOCIATES, P.C.	LSA	12	\$39,375,000	DRR	MO	Subcontinent Asian (Asian-Indian) American Owned
PRAGMATICS, INC.	ITAS & Receivership Management Support Services	10	\$31,022,708	DIT & DRR	MO	Asian-Pacific American Owned
PRESCIENT INC	ORE	35	\$23,053,997	DRR	MO	Hispanic American Owned
QUANTUM/G & A JOINT VENTURE	RAC & ORE	35	\$15,695,911	DRR	MO	Hispanic American Owned
IMPROMIS GROUP INC	Payroll	21	\$14,178,000	DRR	WO	
BAZILIO COBB ASSOCIATES, PC	RAC	8	\$13,181,000	DRR	MO	Black American Owned
MIR, MITCHELL & COMPANY, LLP	RAC	10	\$13,049,000	DRR	WO	
SHI INTERNATIONAL CORP.	Microsoft Enterprise Agreement	1	\$12,653,701	DIT	MO/WO	Asian-Pacific American Owned
DIAMOND MECKLEY SERVICES	Uninterrupted Power Supply Upgrade & VASQ Data Center Equipment	2	\$8,563,202	DOA	MO/WO	Black American Owned
MITCHELL & TITUS, LLP	Receivership Management Support Services	1	\$8,500,000	DRR	MO	Black American Owned
T CURTIS & COMPANY	Temporary Staffing	22	\$7,920,000	DRR	MO/WO	Black American Owned
JVI - APPRAISAL DIVISION L.L.C.	Appraisal Management Services	14	\$7,601,810	DRR	MO	Native American Owned
FORCE 3, INC.	Cisco Equipment/Maintenance	3	\$6,959,612	DIT	MO	Hispanic American Owned
MURCOR, INC.	Appraisal Management Services	24	\$5,811,200	DRR	MO	Black American Owned
PYRAMID SYSTEMS, INC.	Examination Tool Suite	5	\$5,409,801	DIT	MO/WO	Asian-Pacific American Owned
EXHIBIT EDGE, INC.	Exhibit Services	1	\$3,695,000	MWI	WO	
METTERS INDUSTRIES, INC.	Vendor Risk Management Support Services	1	\$3,000,000	DRR	MO	Black American Owned
CORPORATE OFFICE SOLUTIONS, LLC	Servers	1	\$2,572,051	DIT	MO/WO	Other than one of the preceding
WORLEY AUCTIONEERS & APPRAISERS, INC.	FFE Auction	10	\$2,508,000	DRR	WO	
WORLD WIDE TECHNOLOGY, INC.	Oracle/Sun Hardware/Maintenance, T4 Servers & Two Factor Authentication Services	4	\$2,402,228	DIT	MO	Black American Owned
ZIBIZ CORPORATION	Mainframe Lease and Equipment	1	\$2,394,311	DIT	MO	Subcontinent Asian (Asian-Indian) American Owned
FIRST FINANCIAL NETWORK, INC.	Internet Marketing	3	\$1,937,147	DRR	WO	
GARNET CAPITAL ADVISORS, LLC	Financial Advisory Services	14	\$1,810,000	DRR	WO	
TARGUS ASSOCIATES LLC	Environmental Due Diligence/Site Assessment	3	\$1,707,900	DRR	MO/WO	Hispanic American Owned
SUPPLYSOURCE, INC	Furniture/Design Services/Installation	5	\$1,606,133	DOA	MO	Hispanic American Owned
ANSWER TITLE AND ESCROW LLC	Title Services	7	\$1,585,938	DRR	MO/WO	Black American Owned
PARTNER ASSESSMENT CORPORATION	Environmental Due Diligence/Site Assessment	12	\$1,285,298	DRR	WO	
HAGINAS & COMPANY	Appraisal Management Services	4	\$1,063,343	DRR	WO	
DEVAL LLC	Title Services	5	\$988,255	DRR	MO/WO	Hispanic American Owned
OPUS CAPITAL MARKETS CONSULTANTS, LLC	Due Diligence-Single Family Real Estate Svcs	1	\$981,250	DRR	WO	
FICS LLC	Computer Consulting Services	1	\$935,400	DRR	WO	
PROFESSIONAL BUSINESS INTERIORS, LLC	Carpeting, Tile and Space Saving Shelving	5	\$933,747	DOA	WO	
MERIDIAN IMAGING SOLUTIONS, INC.	eCopier Solution	1	\$864,456	DIT	WO	
APCO WORLDWIDE INC.	Public Relations Support Services	1	\$700,000	OPA	WO	
AFFIGENT, LLC	Oracle Grid Professional Services	1	\$670,000	DIT	MO	Native American Owned
FERNCLIFF INVESTMENTS	Valuation Services	8	\$634,000	DRR	WO	

(Continued on next page)

# MWOB CONTRACTING

2012

(Continued from previous page)

Contractor	Description of Services	Number of Awards	Total Dollar Value	Division	MWOB STATUS	Ethnicity
BLACK SWAN CONSULTING LLC	Financial Advisory Services-Complex Securities	1	\$625,000	DRR	MO	Asian-Pacific American Owned
PREMIER & COMPANIES, INC.	HP printer products	1	\$594,352	DIT	MO	Other than one of the preceding
WINDWALKER CORPORATION	Business Improvement Support Services	2	\$532,000	DRR	MO/WO	Native American Owned
UNICORP CUSHMAN WAKEFIELD JV	Valuation Services	5	\$514,717	DRR	MO	Black American Owned
GROVE STREET INVESTMENT, LLC	Financial Advisory Services-Note Structure	7	\$505,000	DRR	MO/WO	Subcontinent Asian (Asian-Indian) American Owned
CASTLEOAK SECURITIES, L.P.	Financial Advisory Services	2	\$500,000	DRR	MO	Black American Owned
FCN, INC.	Aruba Equipment/Maintenance	1	\$500,000	DIT	WO	
RENAE GRIFFIN & ASSOCIATES, INC.	Outreach - Strategy & Marketing Services	2	\$486,000	MWI	MO/WO	Black American Owned
ADVANCED SOLUTIONS GROUP, LLC	SFRO Boiler and DHW Upgrade Project	1	\$482,022	DOA	MO/WO	Other than one of the preceding
ADVANCED SYSTEMS DESIGN, INC.	Imaging & Indexing Services	1	\$450,000	DRR	MO	Native American Owned
MILLER'S OF COLUMBIA, INC.	Furniture	2	\$393,912	DOA	WO	
WATERMARK INVESTMENT ADVISORS, LLC	Financial Advisory Services-Complex Securities	1	\$375,000	DRR	MO/WO	Asian-Pacific American Owned
LTI DATACOMM, INC.	VBrick Upgrade at HQ	1	\$298,834	DIT	WO	
DURGUNER, SENA	Consultant Services - with CFR	1	\$234,000	DIR	WO	
PIFINITY, INC.	NetApp Storage Management	2	\$219,872	DIT	WO	
CORPORATE UNIVERSITY ENTERPRISE INC	CU Organizational Study	1	\$186,500	FCU	WO	
BOSTON MEDIA LLC	MoneyWise	1	\$160,000	DOA	MO	Black American Owned
CADENCE GROUP ASSOCIATES, INC	OIG Records Information Management Services	1	\$152,556	OIG	WO	
BAT ASSOCIATES, INC.	Environmental Due Diligence/Site Assessment	10	\$148,223	DRR	MO	Asian-Pacific American Owned
ADVANCED COMPUTER CONCEPTS, INC.	Dell Monitors	1	\$135,800	DIT	WO	
MARCOM GROUP, INC.	OIG Web Redesign Services	1	\$104,047	OIG	WO	
VIATEQ CORPORATION	Update & Maintain ASB Policy Manuals	1	\$99,998	DOA	MO	Black American Owned
XCETERA LLC	Promotional Items	3	\$34,875	MWI	WO	
HIGH PLAINS COMPUTING, INC.	NetApp CIFS	1	\$27,854	DIT	WO	
LOUIE & WONG LLP	Benefits Plan Audit	1	\$26,000	DRR	MO	Asian-Pacific American Owned
PRICE, KONG, & CO., C.P.A. *S P.A.	Benefits Plan Audit	1	\$22,500	DRR	MO	Asian-Pacific American Owned
CAROL PHILP INC	Promotional Items	3	\$22,000	MWI	WO	
JOY PROMOTIONS, INC.	Promotional Items	2	\$21,000	MWI	MO/WO	Black American Owned
MORRISON, BROWN, ARGIZ & FARRA, LLC	Benefits Plan Audit	1	\$14,000	DRR	MO	Hispanic American Owned
WALKER CONSULTANTS, INC.	Environmental Due Diligence/Site Assessment	1	\$10,500	DRR	WO	
NEWTTYPE, INC	Translation/Transcreation/Interpreter Services	14	\$7,225	DRR	WO	
RIDGWAY MAILING AND FULFILMENT COMPANY	Mass Mailing	1	\$5,969	DOA	WO	
LANGUAGE DOCTORS, INC. (THE)	Translation/Transcreation/Interpreter Services	5	\$3,972	DRR	MO/WO	Black American Owned
M.R. BEAL & COMPANY	Underwriter Services	1	\$0	DRR	MO	Black American Owned
WILLIAMS CAPITAL GROUP, L.P., THE	Underwriter Services	1	\$0	DRR	MO	Black American Owned
<b>72 Contractors</b>		<b>388</b>	<b>\$308,018,127</b>			

## 2012 Through December

### MWOB Percentages (Awards and Contractors)

DATA ON NUMBER OF AWARDS AND NUMBER OF CONTRACTORS	2012 Through December
Total Active Awards (As of last date of reporting period)	2,602
Total MWOB Active Awards	751
	28.86%
Total Active Contractors (As of last date of reporting period)	318
MWOB Active Contractors	80
	25.16%
Total Contractors Receiving Awards	238
MWOB Contractors Receiving Awards	72
	30.25%
Total Number of Awards	1,326
Total Number of MWOB Awards	388
	29.26%

### MWOB Dollars by Division

Division	Dollars	Percentage
DRR	\$224,361,587	72.8%
DIT	\$65,775,579	21.4%
DOA	\$12,244,983	4.0%
OMWI	\$4,258,875	1.4%
OPA	\$700,000	.2%
OIG	\$256,603	.1%
DIR	\$234,000	.1%
FCU	\$186,500	.1%
<b>TOTAL</b>	<b>\$308,018,127</b>	<b>100.0%</b>

## SOLICITATION INFORMATION

2012

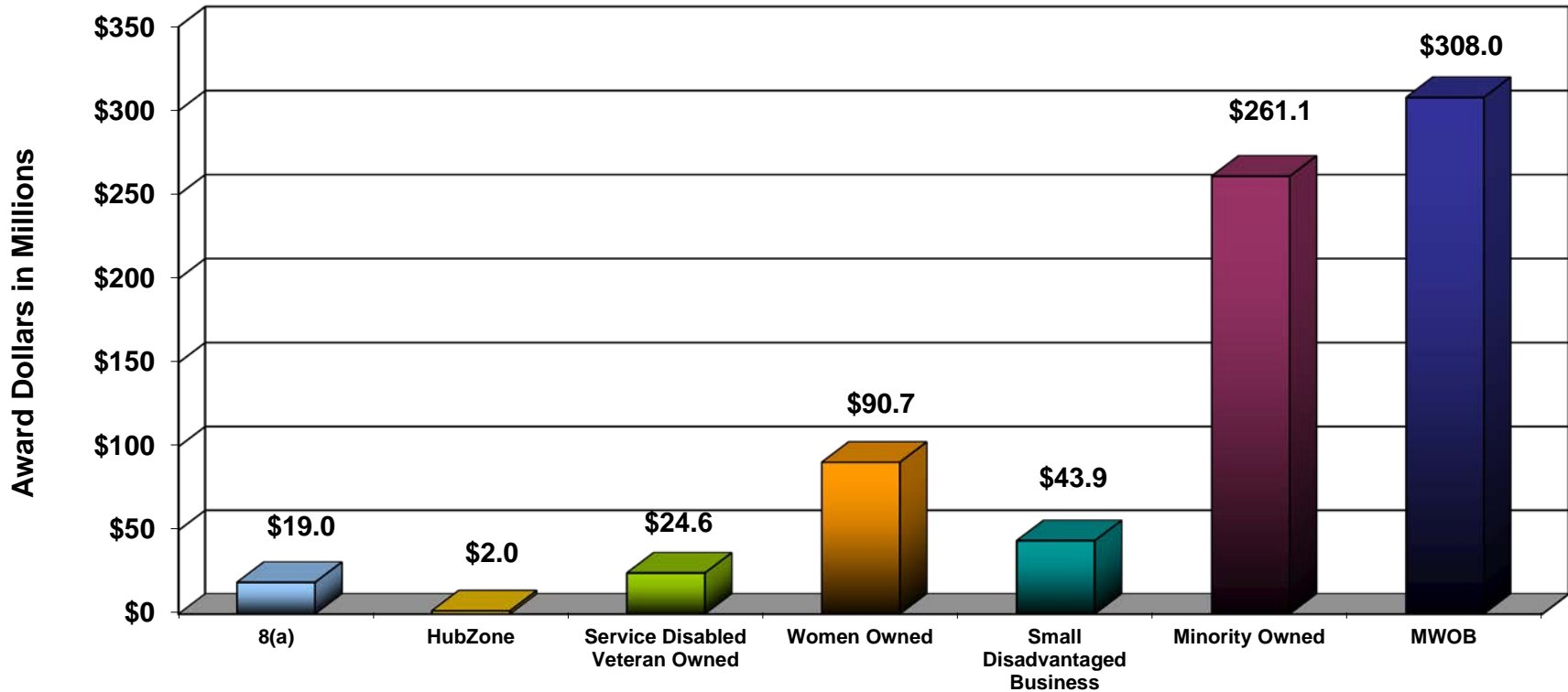
Total number of awards (excluding task orders)	154
Total number of solicitations which resulted in the awards	147
Total number of solicitations that involved competition	50
Total number of solicitations that were non-competitive	97
Total number of GSA Multiple-Award contract solicitations	0

	Solicited	Percentage of Businesses Solicited	Submitted Proposals	Percentage of Businesses Solicited that Submitted Proposals	Received Awards	Percentage of Businesses Solicited that Received Awards
All Businesses	529	-	271	51.2%	154	29.1%
Minority or Women Owned Business (MWOB)	251	47.4%	98	18.5%	50	9.5%
Non MWOB	278	52.6%	173	32.7%	104	19.7%
Women Owned	139	26.3%	62	11.7%	33	6.2%
Minority Owned	177	33.5%	62	11.7%	26	4.9%
Asian-Pacific American Owned	26	4.9%	9	1.7%	3	0.6%
Subcontinent Asian American Owned	9	1.7%	2	0.4%	2	0.4%
Black American Owned	84	15.9%	30	5.7%	13	2.5%
Hispanic American Owned	41	7.8%	12	2.3%	4	0.8%
Native American Owned	9	1.7%	5	0.9%	1	0.2%
Other than one of the preceding	8	1.5%	4	0.8%	3	0.6%
Small Disadvantaged Business (SDB)	79	14.9%	30	5.7%	2	0.4%
Veteran Owned	40	7.6%	17	3.2%	8	1.5%
Service Disabled Veteran Owned Business (SDVOB)	31	5.9%	13	2.5%	6	1.1%

January 9, 2013



## FDIC Total Awards by Socio Economic Categories January 1 – December 31, 2012



Percent of Total

FDIC Awards:

1.8%	0.2%	2.4%	8.7%	4.2%	25.1%	29.6%
------	------	------	------	------	-------	-------

\* Other Agencies'

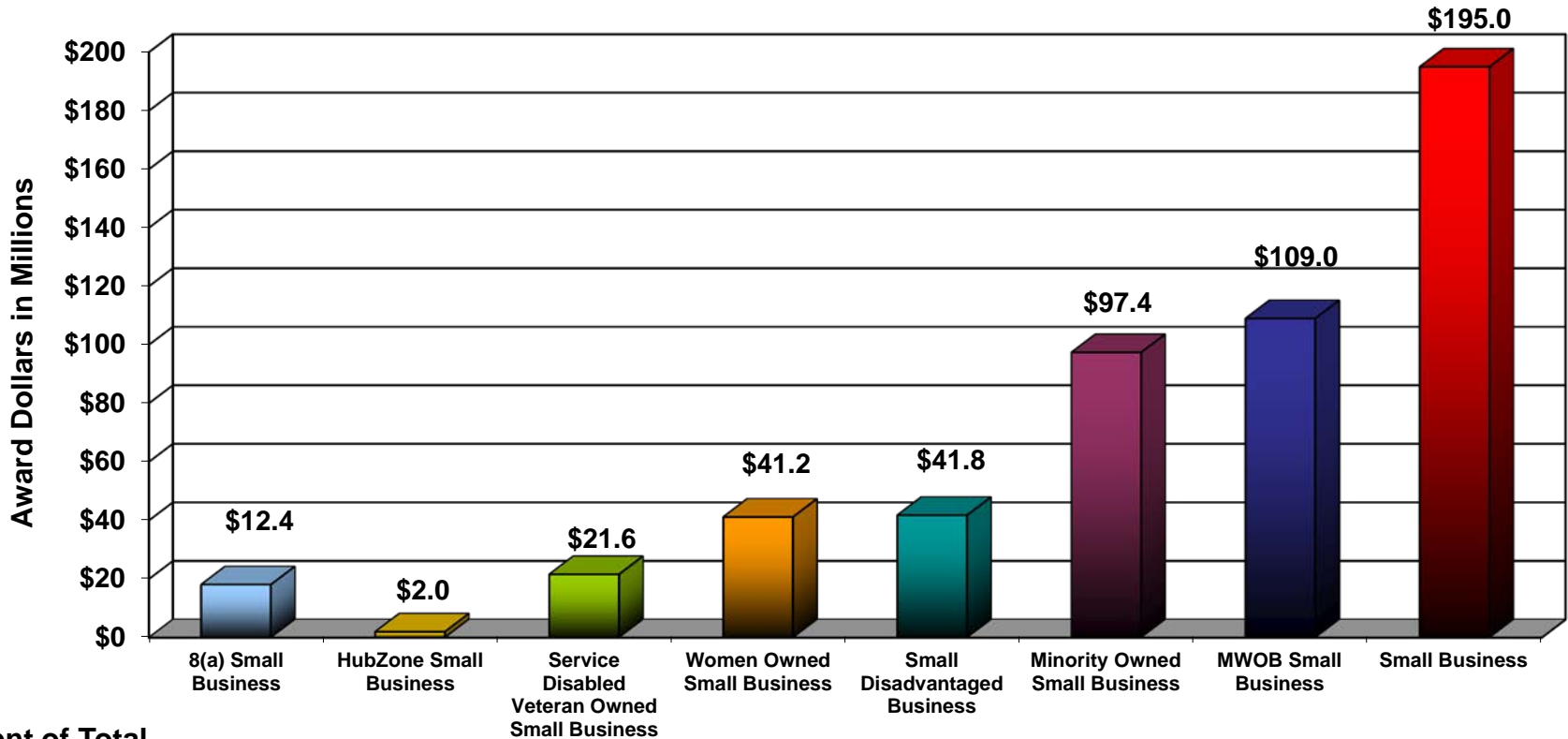
Percentage:

4.6%	2.0%	2.5%	4.0%	6.7%	8.3%	Not Available
------	------	------	------	------	------	---------------

\* Source is bar chart on home-page of FPDS-NG website for FY 2011 YTD as of 1/6/12

January 9, 2013

## FDIC Small Business Awards by Socio Economic Categories January 1 - December 31, 2012



**Percent of Total**

<b>FDIC Awards:</b>	1.7%	0.2%	2.1%	4.0%	4.0%	9.4%	10.5%	18.7%
---------------------	------	------	------	------	------	------	-------	-------

**\*Other Agencies' Percentage:**

3.9%	2.3%	2.7%	4.0%	7.7%	N/A	N/A	21.7%
------	------	------	------	------	-----	-----	-------

**Govt-Wide Goal:**

N/A	3.0%	3.0%	5.0%	5.0%	N/A	N/A	23.0%
-----	------	------	------	------	-----	-----	-------

\* Source is FY2011 Small Business Goaling Report from FPDS-NG      N/A = Not Available

In determining what constitutes a small business, among other things, the definition will vary to reflect industry differences, such as size standards. Small Businesses must meet the size standard established for a contract, which are based on North American Industrial Classification System (NAICS) codes.

January 9, 2013