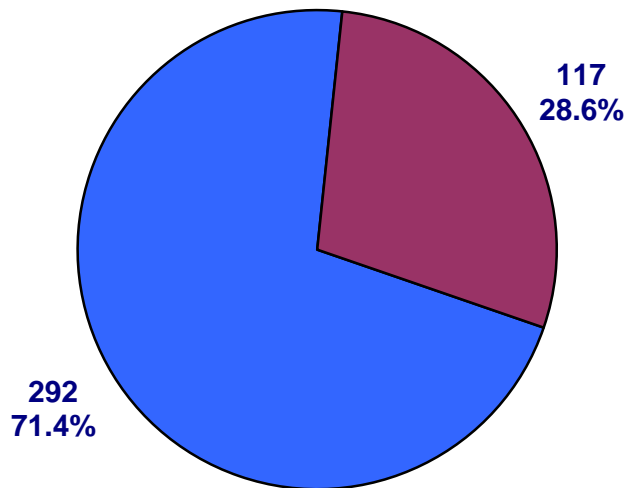


FDIC Contracting Awards

January 1 – December 31, 2020

MWOB PARTICIPATION (DOLLARS IN MILLIONS)

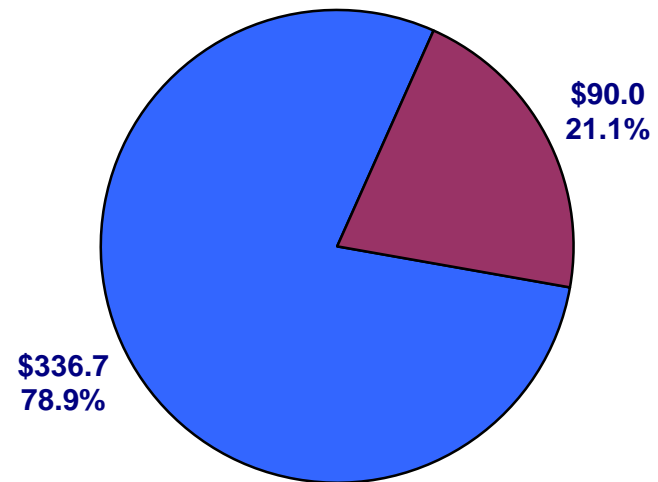
TOTAL ACTIONS – 409



■ NON MWOB ■ MWOB

25 (or 6.2%) of the actions in 2020 were awarded to businesses classified as both minority-owned and women-owned

TOTAL DOLLARS - \$426.7



■ NON MWOB ■ MWOB

\$19.0 (or 4.4%) of the dollars in 2020 were awarded to businesses classified as both minority-owned and women-owned

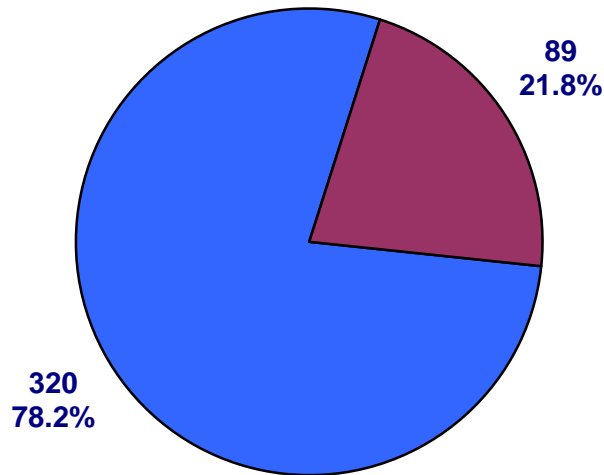
January 7, 2021

FDIC Contracting Awards

January 1 – December 31, 2020

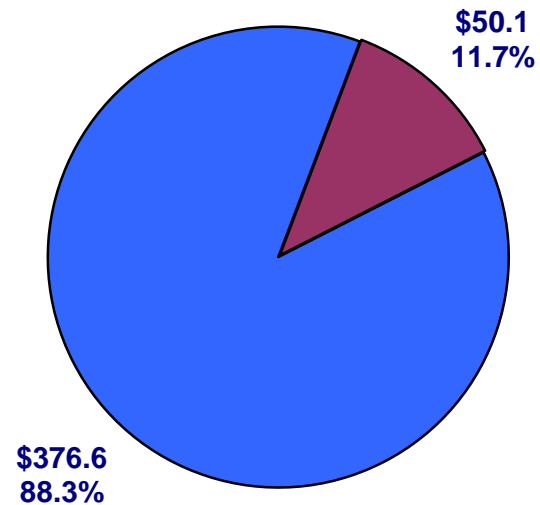
WOMEN OWNED (WO) PARTICIPATION (DOLLARS IN MILLIONS)

TOTAL ACTIONS – 409



■ NON WO ■ WO

TOTAL DOLLARS - \$426.7



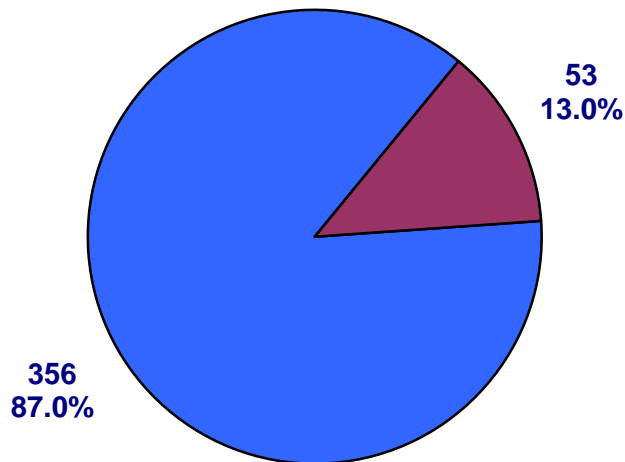
■ NON WO ■ WO

FDIC Contracting Awards

January 1 – December 31, 2020

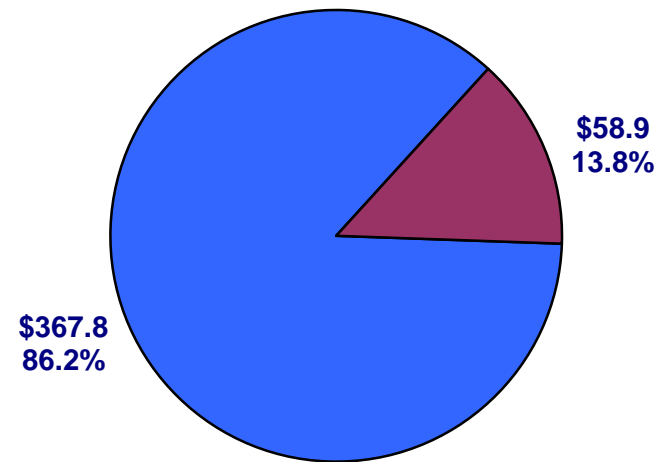
MINORITY OWNED (MO) PARTICIPATION (DOLLARS IN MILLIONS)

TOTAL ACTIONS – 409



■ NON MO ■ MO

TOTAL DOLLARS - \$426.7



■ NON MO ■ MO

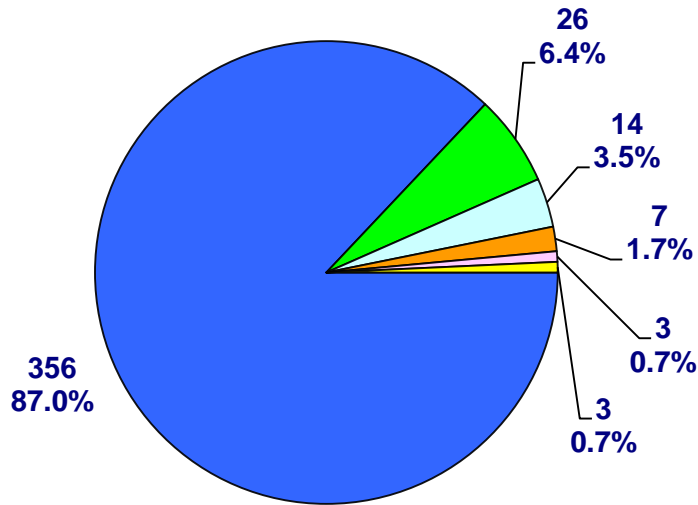
January 7, 2021

FDIC Contracting Awards

January 1 –December 31, 2020

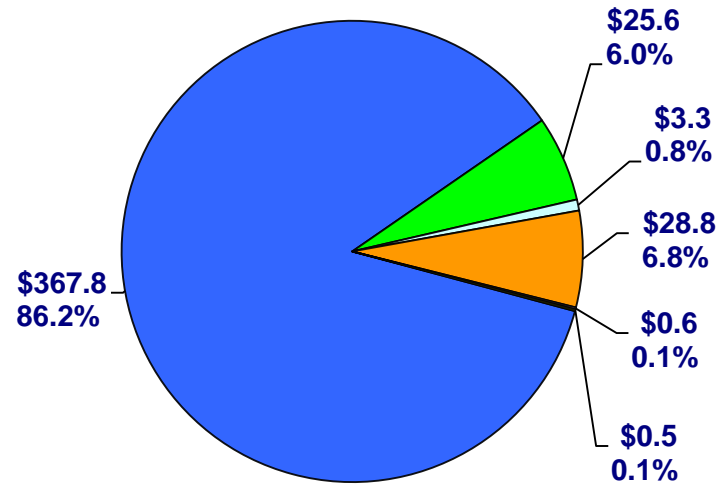
MINORITY OWNED PARTICIPATION BY ETHNICITY (DOLLARS IN MILLIONS)

TOTAL ACTIONS – 409



- Non Minority
- Asian American
- Black American
- Hispanic American
- Native American
- Other

TOTAL DOLLARS - \$426.7



- Non Minority
- Asian American
- Black American
- Hispanic American
- Native American
- Other

January 7, 2021

FDIC Contracting Payments	
Year-to-Date Through December 2020	
Total	\$ 479.7
<i>Total</i>	<i>100.0%</i>
MWOB	\$ 106.5
<i>MWOB</i>	<i>22.2%</i>
Minority Owned (MO)	\$ 62.1
<i>Minority Owned (MO)</i>	<i>12.9%</i>
Women Owned (WO)	\$ 53.9
<i>Women Owned (WO)</i>	<i>11.2%</i>
Overlap (Both MO & WO)	\$ 9.5
<i>Overlap (Both MO & WO)</i>	<i>1.9%</i>
Asian American	\$ 37.7
<i>Asian American</i>	<i>7.9%</i>
Black American	\$ 6.9
<i>Black American</i>	<i>1.4%</i>
Hispanic American	\$ 15.0
<i>Hispanic American</i>	<i>3.1%</i>
Native American	\$ 1.8
<i>Native American</i>	<i>0.4%</i>
Other	\$ 0.7
<i>Other</i>	<i>0.1%</i>
MWOB = MO, or WO, or both MO & WO	
Dollars are in millions	
FDIC Contracting Payments represent the total dollar amount of contract and task order payments made during the stated period.	

MWOB CONTRACTING 2020 THRU DECEMBER

Contractor	Description of Services	Number of Awards	Total Dollar Value	Division	MWOB STATUS	Ethnicity
CASCADES TECHNOLOGIES, INC.	ITAS	3	\$26,944,188	DIT	MO	Hispanic American Owned
FCN, INC.	Software, Hardware & Maintenance	42	\$15,808,824	DIT	WO	
PYRAMID SYSTEMS, INC.	ITAS	2	\$12,015,056	DIT	MO/WO	Asian-Pacific American Owned
CAREER DEVELOPMENT ALLIANCE, LLC	Career Management Program (Advisory & Assistance)	1	\$9,000,000	DOA	WO	
PROCON CONSULTING LLC	Construction Management Services	1	\$3,895,731	DOA	MO	Asian-Pacific American Owned
GMC TEK, LLC	Software Maintenance	1	\$2,333,895	DIT	MO/WO	
AMALGA SYSTEMS INC	Program Support Services	1	\$1,999,875	DOA	MO	Asian-Pacific American Owned
INSPECTION EXPERTS, INC.	Environmental Health & Safety Services	1	\$1,566,734	DOA	MO/WO	Subcontinent Asian (Asian-Indian) American Owned
BAZILIO COBB ASSOCIATES, P.C.	Temporary Staffing Services and Receivership Assistance Services	4	\$1,471,600	DRR	MO	Black American Owned
MIR, MITCHELL & COMPANY, LLP	Receivership Assistance Svcs-Asset Management	2	\$1,427,600	DRR	WO	
MSOL INC.	ITAS	1	\$1,268,209	DIT	WO	
SYSTEMS INTEGRATION, INC.	Consolidated Contact Center Services	2	\$1,161,956	DOA	MO	Subcontinent Asian (Asian-Indian) American Owned
KRIAANET INC.	IT Computer Specialist Services	1	\$1,134,272	DOA	MO/WO	Subcontinent Asian (Asian-Indian) American Owned
ATS GROUP, LLC	Janitorial & Disinfecting	1	\$906,742	DOA	MO	Black American Owned
PARTNERS FOR PERFORMANCE, INC.	Consulting & Training	1	\$852,400	DIT	WO	
BRUNET-GARCIA ADVERTISING INC.	Consulting Services - Economic Inclusion Public Awareness	1	\$833,379	DCP	MO	Hispanic American Owned
INTERIOR RESOURCE GROUP, INC.	Furniture Stock	1	\$729,596	DOA	MO	Hispanic American Owned
FORWARD MOMENTUM LLC	Course Maintenance Program	1	\$636,001	FCU	WO	
IVY PLANNING GROUP, LLC	Diversity & Inclusion Consultation Services	4	\$545,650	MWI	MO/WO	Black American Owned
RAVENTEK SOLUTION PARTNERS, LLC	Hardware & Software Maintenance	2	\$536,493	DIT	MO	Native American Owned
NFINITY LLC	Software Maintenance	1	\$500,000	DRR	MO	Subcontinent Asian (Asian-Indian) American Owned
WORLEY AUCTIONEERS & APPRAISERS, INC.	FF&E Auction and Disposition Services	3	\$470,640	DRR	WO	
FOUR LLC	Software	1	\$460,091	DIT	MO/WO	Other than one of the preceding
INSYNC TRAINING LLC	Virtual Training & Support	1	\$456,060	FCU	WO	
OPTIVOR TECHNOLOGIES, L.L.C.	Phone System	1	\$384,706	DIT	WO	
TI VERBATIM CONSULTING INC.	Transcreation/Translation	1	\$275,000	DCP	MO/WO	Hispanic American Owned
SOFTWARE INFORMATION RESOURCE CORP.	Software	5	\$274,744	DIT	MO/WO	Subcontinent Asian (Asian-Indian) American Owned
AMBEROON INC	Rapid Phased Prototype	1	\$250,000	DIT	MO	Subcontinent Asian (Asian-Indian) American Owned
DSQUORUM, LLC	Rapid Phased Prototype	1	\$250,000	DIT	WO	
TWM ASSOCIATES, INC.	Audit - Security Controls	1	\$244,402	OIG	WO	
BENALYTICS CONSULTING GROUP, LLC	Benefits Consulting	1	\$243,750	DOA	MO	Black American Owned
C2 TECHNOLOGIES, INC.	Instructor-Led and Virtual Instructor-Led Training Development Services	1	\$207,382	FCU	MO/WO	Subcontinent Asian (Asian-Indian) American Owned
AINS, INC.	Software	1	\$183,713	DIT	MO	Subcontinent Asian (Asian-Indian) American Owned
MARCOM GROUP, INC.	Intranet Redesign	1	\$129,379	OIG	WO	

(Continued on next page)

**MWOB CONTRACTING
2020 THROUGH DECEMBER**

(Continued from previous page)

Contractor	Description of Services	Number of Awards	Total Dollar Value	Division	MWOB STATUS	Ethnicity
SHI INTERNATIONAL CORP.	Software & Hardware Maintenance	6	\$102,135	DIT	MO/WO	Asian-Pacific American Owned
BIALEK CORPORATION OF MARYLAND, THE	Furniture	1	\$67,449	DOA	WO	
GARNET CAPITAL ADVISORS, LLC	Financial Valuation Services	2	\$61,490	DRR	WO	
MURCOR, INC.	Residential Real Estate Valuation Services	1	\$57,000	DRR	MO	Black American Owned
UNICORP SERVICES INC	Financial Valuation Services	1	\$49,250	DRR	MO	Black American Owned
ZONES, LLC	Software	1	\$43,243	DIT	MO	Subcontinent Asian (Asian-Indian) American Owned
DIVERSIFIED DISTRIBUTORS INTL	Software	2	\$39,789	DIT	MO/WO	Other than one of the preceding
EMPOWER SOLUTIONS, LLC	Hardware Maintenance	1	\$37,316	DIT	WO	
SB & COMPANY, LLC	Tax Preparation Services	1	\$35,000	DRR	MO	Black American Owned
FIERCE SOFTWARE CORPORATION	Software	1	\$29,818	DIT	WO	
SUPPLYSOURCE DC, LLC	Furniture Stock	1	\$24,056	DOA	MO	Hispanic American Owned
BLUE TECH INC.	Software	1	\$24,030	DIT	WO	
COPPER RIVER TECHNOLOGIES, LLC	Hardware Maintenance	1	\$22,690	DIT	MO	Native American Owned
ARBEE ASSOCIATES	Furniture Stock	1	\$16,921	DOA	WO	
BAHFED CORP.	Software	1	\$8,879	DIT	MO	Subcontinent Asian (Asian-Indian) American Owned
PANAMERICA COMPUTERS, INC.	Software	1	\$5,198	DIT	WO	Hispanic American Owned
CORVUS GROUP, THE	Compliance Monitoring - Shared Loss Agreement	1	\$3,883	DRR	MO	Black American Owned
51 MWOB Contractors		117	\$90,026,213			

January 7, 2021

2020 Through December

MWOB Percentages (Awards and Contractors)

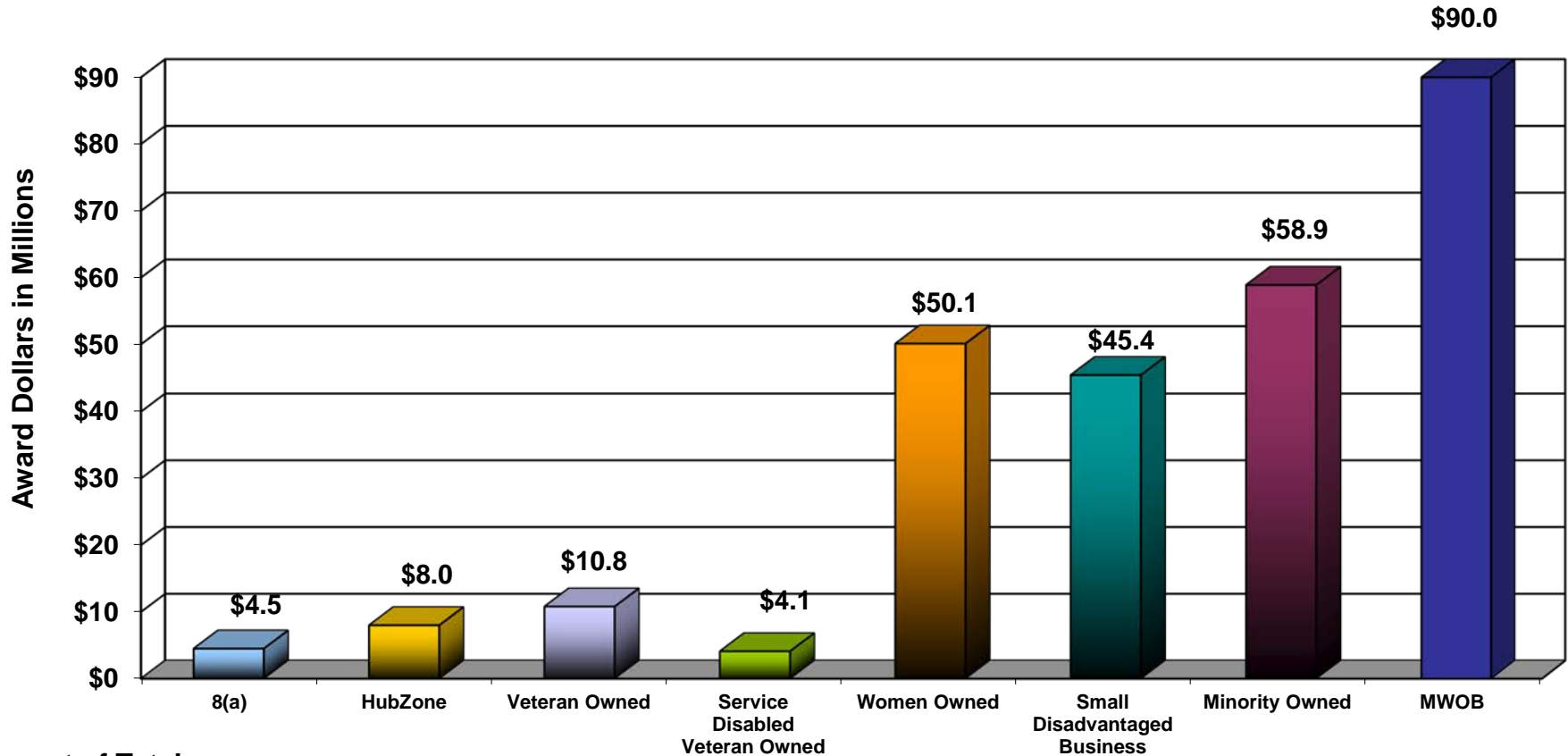
DATA ON NUMBER OF AWARDS AND NUMBER OF CONTRACTORS	2020 Through December
Total Active Awards (As of last date of reporting period)	996
Total MWOB Active Awards	243
	24.40%
Total Active Contractors (As of last date of reporting period)	435
MWOB Active Contractors	113
	25.98%
Total Contractors Receiving Awards	198
MWOB Contractors Receiving Awards	51
	25.76%
Total Number of Awards	409
Total Number of MWOB Awards	117
	28.61%

MWOB Dollars by Division

Division	Dollars	Percentage
DIT	\$61,343,623	68.1%
DOA	\$21,162,330	23.5%
DRR	\$4,076,462	4.5%
FCU	\$1,299,443	1.4%
DCP	\$1,108,379	1.2%
OIG	\$520,975	.6%
MWI	\$515,000	.6%
TOTAL	\$90,026,213	100.0%

January 7, 2021

FDIC Total Awards by Socio Economic Categories January 1 – December 31, 2020



Percent of Total

FDIC Awards:

1.1%	1.9%	2.5%	1.0%	11.7%	10.7%	13.8%	21.1%
------	------	------	------	-------	-------	-------	-------

*** Other Agencies'**

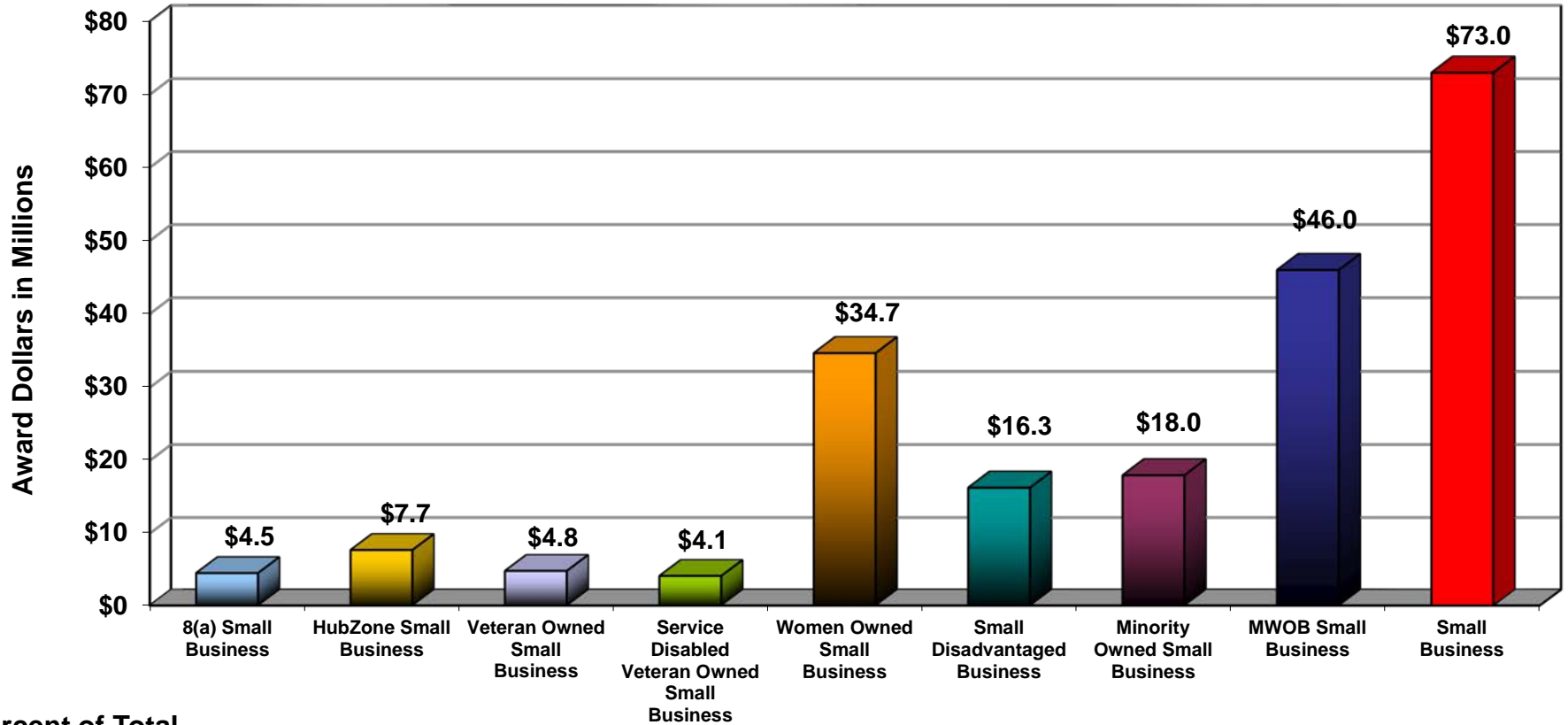
Percentage:

5.4%	1.5%	5.3%	3.7%	5.1%	2.0%	9.2%	12.1%
------	------	------	------	------	------	------	-------

* Source is USASpending.gov for FY 2016. Percentages were based on a total amount derived from the selection of FY2016, Contracts, and all Contractor Types.

January 7, 2021

FDIC Small Business Awards by Socio Economic Categories January 1 - December 31, 2020



Percent of Total

FDIC Awards:	1.1%	1.8%	1.1%	1.0%	8.1%	3.8%	4.2%	10.8%	17.1%
--------------	------	------	------	------	------	------	------	-------	-------

*Other Agencies'

Percentage:	4.1%	1.7%	5.4%	4.0%	4.8%	9.5%	N/A	N/A	24.3%
-------------	------	------	------	------	------	------	-----	-----	-------

Govt-Wide Goal:

	N/A	3.0%	N/A	3.0%	5.0%	5.0%	N/A	N/A	23.0%
--	-----	------	-----	------	------	------	-----	-----	-------

* Source is FY2016 Small Business Goaling Report from FPDS-NG N/A = Not Available

In determining what constitutes a small business, among other things, the definition will vary to reflect industry differences, such as size standards. Small Businesses must meet the size standard established for a contract, which are based on North American Industrial Classification System (NAICS) codes.

January 7, 2021