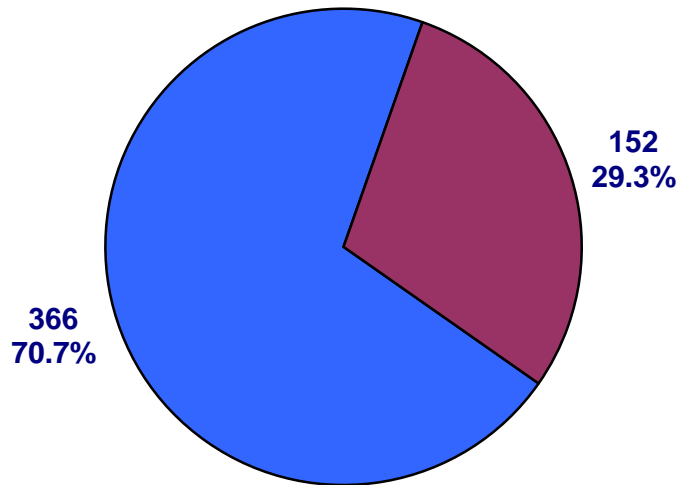


FDIC Contracting Awards

January 1 – December 31, 2019

MWOB PARTICIPATION (DOLLARS IN MILLIONS)

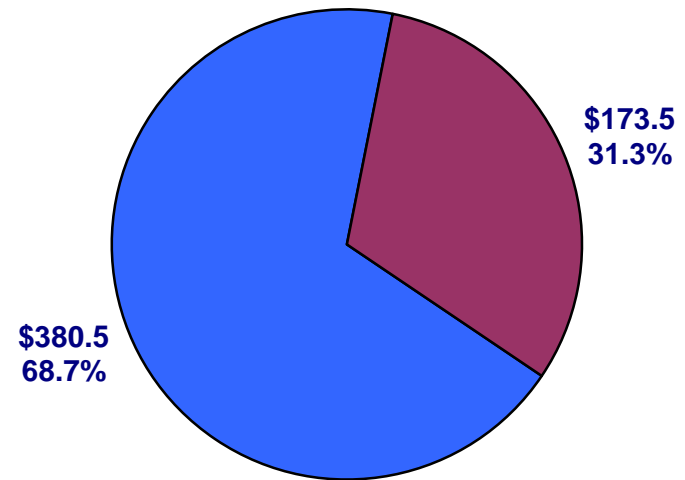
TOTAL ACTIONS – 518



■ NON MWOB ■ MWOB

28 (or 5.4%) of the actions in 2019 were awarded to businesses classified as both minority-owned and women-owned

TOTAL DOLLARS - \$554.0



■ NON MWOB ■ MWOB

\$8.3 (or 1.5%) of the dollars in 2019 were awarded to businesses classified as both minority-owned and women-owned

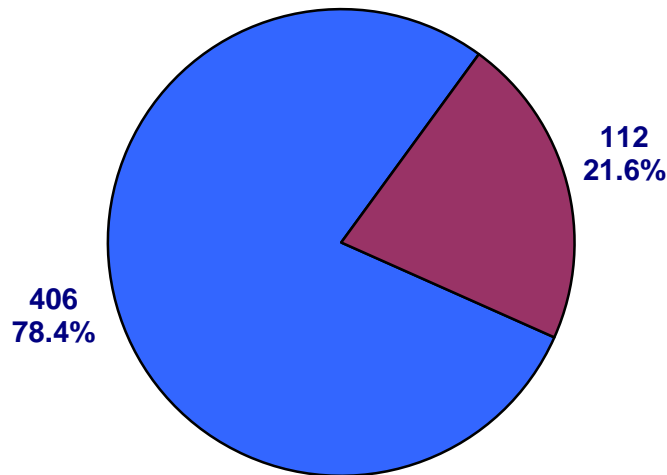
January 8, 2020

FDIC Contracting Awards

January 1 – December 31, 2019

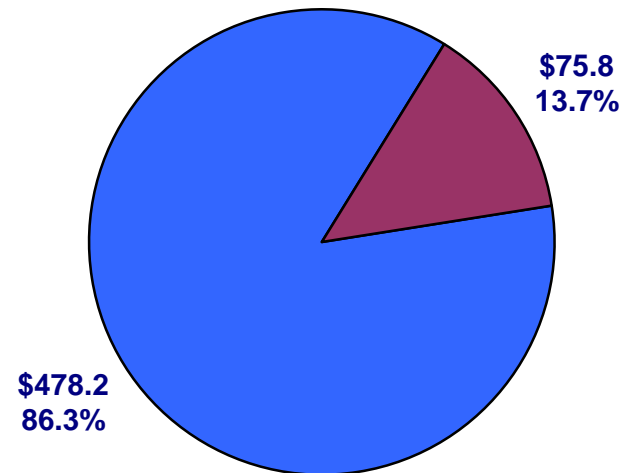
WOMEN OWNED (WO) PARTICIPATION (DOLLARS IN MILLIONS)

TOTAL ACTIONS – 518



■ NON WO ■ WO

TOTAL DOLLARS - \$554.0



■ NON WO ■ WO

January 8, 2020

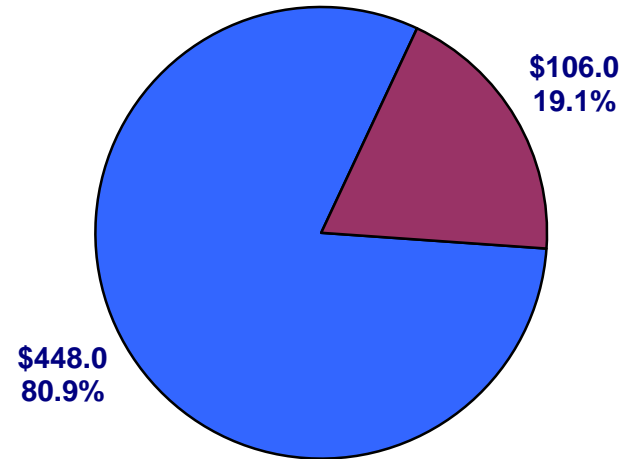
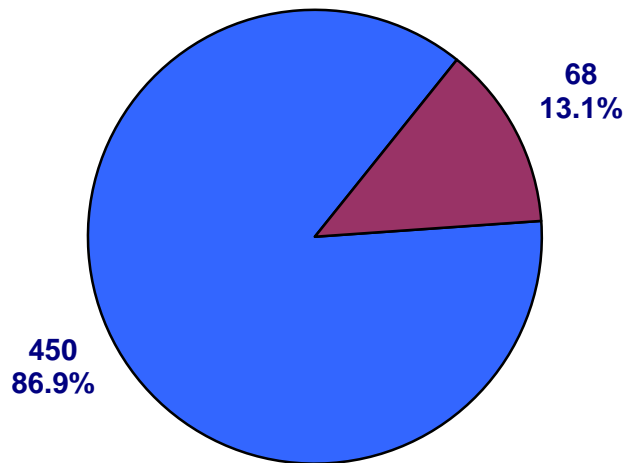
FDIC Contracting Awards

January 1 – December 31, 2019

MINORITY OWNED (MO) PARTICIPATION (DOLLARS IN MILLIONS)

TOTAL ACTIONS – 518

TOTAL DOLLARS - \$554.0



■ NON MO ■ MO

■ NON MO ■ MO

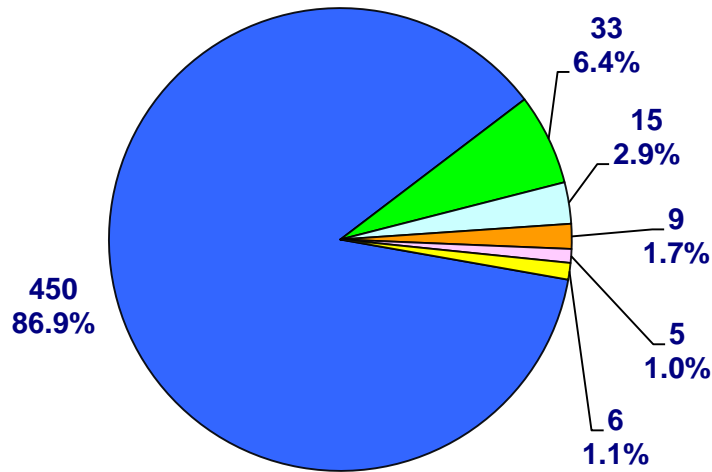
January 8, 2020

FDIC Contracting Awards

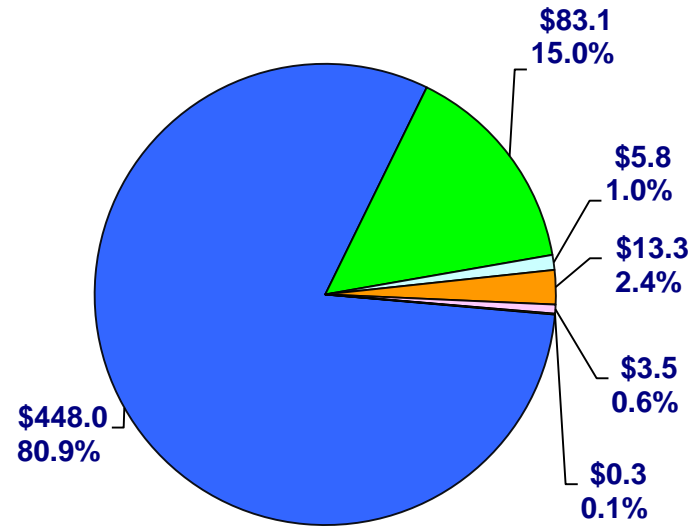
January 1 – December 31, 2019

MINORITY OWNED PARTICIPATION BY ETHNICITY (DOLLARS IN MILLIONS)

TOTAL ACTIONS – 518



TOTAL DOLLARS - \$554.0



January 8, 2020

| FDIC Contracting Payments | |
|--|---------------|
| Year-to-Date Through December 2019 | |
| Total | \$ 466.6 |
| <i>Total</i> | <i>100.0%</i> |
| MWOB | \$ 98.3 |
| <i>MWOB</i> | <i>21.1%</i> |
| Minority Owned (MO) | \$ 54.0 |
| <i>Minority Owned (MO)</i> | <i>11.6%</i> |
| Women Owned (WO) | \$ 52.0 |
| <i>Women Owned (WO)</i> | <i>11.2%</i> |
| Overlap (Both MO & WO) | \$ 7.7 |
| <i>Overlap (Both MO & WO)</i> | <i>1.7%</i> |
| Asian American | \$ 31.5 |
| <i>Asian American</i> | <i>6.8%</i> |
| Black American | \$ 6.2 |
| <i>Black American</i> | <i>1.3%</i> |
| Hispanic American | \$ 12.0 |
| <i>Hispanic American</i> | <i>2.6%</i> |
| Native American | \$ 3.9 |
| <i>Native American</i> | <i>0.8%</i> |
| Other | \$ 0.4 |
| <i>Other</i> | <i>0.1%</i> |
| MWOB = MO, or WO, or both MO & WO | |
| Dollars are in millions | |
| FDIC Contracting Payments represent the total dollar amount of contract and task order payments made during the stated period. | |

MWOB CONTRACTING
2019 THRU DECEMBER

| Contractor | Description of Services | Number of Awards | Total Dollar Value | Division | MWOB STATUS | Ethnicity |
|----------------------------------|--|------------------|--------------------|----------|-------------|--|
| MSOL INC. | ITAS II | 5 | \$41,962,152 | DIT | WO | |
| COLLABRALINK TECHNOLOGIES, INC. | Common Platform and BPM System Integrator | 2 | \$33,500,000 | DIT | MO | Subcontinent Asian (Asian-Indian) American Owned |
| NFINITY LLC | Technical, Application & Business Support Svcs and IT Development Services | 5 | \$14,285,970 | DRR | MO | Subcontinent Asian (Asian-Indian) American Owned |
| ASSURIT CONSULTING GROUP, LLC | Audit & Risk Mngt Support Services | 1 | \$12,703,575 | DIT | MO | Subcontinent Asian (Asian-Indian) American Owned |
| FCN, INC. | Hardware, Software and Maintenance | 53 | \$12,625,455 | DIT | WO | |
| CASCADES TECHNOLOGIES, INC. | ITAS II | 2 | \$8,618,824 | DIT | MO | Hispanic American Owned |
| MIR, MITCHELL & COMPANY, LLP | Business Operations Support - Accounting Svcs & Receivership Assistance Services | 3 | \$8,378,000 | DRR | WO | |
| PYRAMID SYSTEMS, INC. | ITAS II | 2 | \$6,221,919 | DIT | MO/WO | Asian-Pacific American Owned |
| BAZILIO COBB ASSOCIATES, P.C. | Receivership Assistance Services & Temporary Staffing Services | 6 | \$5,166,000 | DRR | MO | Black American Owned |
| ENQUIZIT INCORPORATED | BISC Cloud and Tableau | 1 | \$4,000,000 | DIT | MO | Subcontinent Asian (Asian-Indian) American Owned |
| PRECISE SOFTWARE SOLUTIONS, INC. | IT Support Services | 1 | \$3,999,870 | OIG | MO | Asian-Pacific American Owned |
| SYNAPTEIN SOLUTIONS INCORPORATED | BISC AI & Cloud | 1 | \$3,937,176 | DIT | MO | Subcontinent Asian (Asian-Indian) American Owned |
| RAVENTEK SOLUTION PARTNERS LLC | Software and Hardware Maintenance | 3 | \$3,484,786 | DIT | MO | Native American Owned |
| TERACORE INC. | Emergency Preparedness | 1 | \$1,968,851 | DOA | MO | Hispanic American Owned |
| HARMONY TECHNOLOGY, INC. | IT Life Cycle Consulting Services | 1 | \$1,964,056 | DIT | MO | Subcontinent Asian (Asian-Indian) American Owned |
| STAR ELEVATOR INC | Elevator Maintenance | 1 | \$1,822,323 | DOA | MO | Hispanic American Owned |
| TALTEAM INC. | BISC Business Data Analysis Support | 1 | \$1,332,271 | DIT | WO | Subcontinent Asian (Asian-Indian) American Owned |
| PANAMERICA COMPUTERS, INC. | Software | 3 | \$745,841 | DIT | WO | Hispanic American Owned |
| PROCON CONSULTING LLC | Construction Management Services | 1 | \$690,092 | DOA | MO | Asian-Pacific American Owned |
| CASCADE ASSET MANAGEMENT, LLC | Data and Media Disposition | 1 | \$665,835 | DRR | MO/WO | Asian-Pacific American Owned |
| INTERIOR RESOURCE GROUP INC | Furniture | 1 | \$642,531 | DOA | MO | Hispanic American Owned |
| SHI INTERNATIONAL CORP. | Hardware and Software Maintenance | 12 | \$609,136 | DIT | MO/WO | Asian-Pacific American Owned |
| MILLER ADVERTISING AGENCY, INC. | ORE Advertising and Marketing | 1 | \$560,000 | DRR | WO | |
| INTEROS INC. | Software | 1 | \$463,139 | DIT | WO | |
| PARTNER ASSESSMENT CORPORATION | Environmental Site Assessment Services | 2 | \$426,000 | DRR | WO | |
| RHOMBUZZ LLC | Software | 1 | \$359,191 | DIT | MO/WO | Subcontinent Asian (Asian-Indian) American Owned |
| MURCOR, INC. | Appraisal Management Services | 1 | \$229,000 | DRR | MO | Black American Owned |
| ZEVA INCORPORATED | Software | 1 | \$176,175 | DIT | WO | |
| IMAGE ACCESS CORP. | Hardware | 1 | \$171,040 | DIT | WO | |

(Continued on next page)

MWOB CONTRACTING 2019 THROUGH DECEMBER

(Continued from previous page)

| Contractor | Description of Services | Number of Awards | Total Dollar Value | Division | MWOB STATUS | Ethnicity |
|---|---|------------------|----------------------|----------|-------------|--|
| VASTECH, INC. | Imaging and Indexing | 1 | \$150,000 | DRR | MO | Other than one of the preceding |
| FIRST FINANCIAL NETWORK, INC. | Internet Marketing Sales & Services | 1 | \$120,000 | DRR | WO | |
| TRANSLATION EXCELLENCE INC. | Proofreading of Translated Material | 1 | \$110,000 | DCP | MO | Other than one of the preceding |
| UNICORP SERVICES INC | Financial Valuation Services | 1 | \$109,800 | DRR | MO | Black American Owned |
| FEDERAL MANAGEMENT PARTNERS, INC. | Comprehensive Learning Development Curriculum Support | 1 | \$104,155 | FCU | WO | |
| CDM GROUP, INC., THE | Drug Free Workplace Training | 1 | \$97,900 | FCU | MO | Hispanic American Owned |
| FIERCE SOFTWARE CORPORATION | Software | 1 | \$95,966 | DIT | WO | |
| IVY PLANNING GROUP, LLC | Diversity & Inclusion Services | 4 | \$94,559 | MWI | MO/WO | Black American Owned |
| FEDBIZ IT SOLUTIONS LLC | Hardware Maintenance | 1 | \$91,098 | DIT | MO/WO | Hispanic American Owned |
| FERNCLIFF INVESTMENTS | Asset Valuation Review Services | 3 | \$88,829 | DRR | WO | |
| COPPER RIVER TECHNOLOGIES, LLC | Hardware | 2 | \$87,957 | DIT | MO | Native American Owned |
| VERITAS CULTURE, LLC | Culture Change Study | 1 | \$87,725 | OIG | MO | Black American Owned |
| GROVE STREET INVESTMENT, LLC | Asset Valuation Review Services | 1 | \$82,828 | DRR | MO/WO | Subcontinent Asian (Asian-Indian) American Owned |
| TRIAD TECHNOLOGY PARTNERS, LLC | Software | 1 | \$81,850 | DIT | WO | |
| WORLEY AUCTIONEERS & APPRAISERS, INC. | FF&E Inventory/Auction Services | 2 | \$79,500 | DRR | WO | |
| ORGANIZATIONAL DEV RESOURCE GROUP | Instructional Design | 1 | \$75,761 | FCU | MO/WO | Black American Owned |
| DIVERSIFIED DISTRIBUTORS INTL | Software | 4 | \$62,750 | DIT | MO/WO | Other than one of the preceding |
| GARNET CAPITAL ADVISORS, LLC | Financial Valuation Services | 1 | \$45,748 | DRR | WO | |
| SB & COMPANY, LLC | Tax Preparation Services | 1 | \$42,000 | DRR | MO | Black American Owned |
| C2 TECHNOLOGIES, INC. | Training-Design and Development | 1 | \$24,664 | FCU | MO/WO | Subcontinent Asian (Asian-Indian) American Owned |
| ARBEE ASSOCIATES | Furniture | 1 | \$19,459 | DOA | WO | |
| PERSONABLE.COM, INC. | Software | 1 | \$17,640 | DIT | MO | Asian-Pacific American Owned |
| SUPPLYSOURCE DC, LLC | Furniture | 1 | \$16,937 | DOA | MO | Hispanic American Owned |
| ZONES, INC. | Software | 1 | \$16,648 | DIT | MO | Subcontinent Asian (Asian-Indian) American Owned |
| NETWORK COMMUNICATIONS TECHNOLOGY, INC. | Software Maintenance | 1 | \$4,275 | DIT | WO | |
| DYNAMIC SYSTEMS, INC. | Software Maintenance | 1 | \$3,632 | DIT | WO | |
| V3GATE, LLC | Software | 1 | \$3,159 | DIT | MO | Hispanic American Owned |
| 56 MWOB Contractors | | 152 | \$173,524,051 | | | |

2019 Through December

MWOB Percentages (Awards and Contractors)

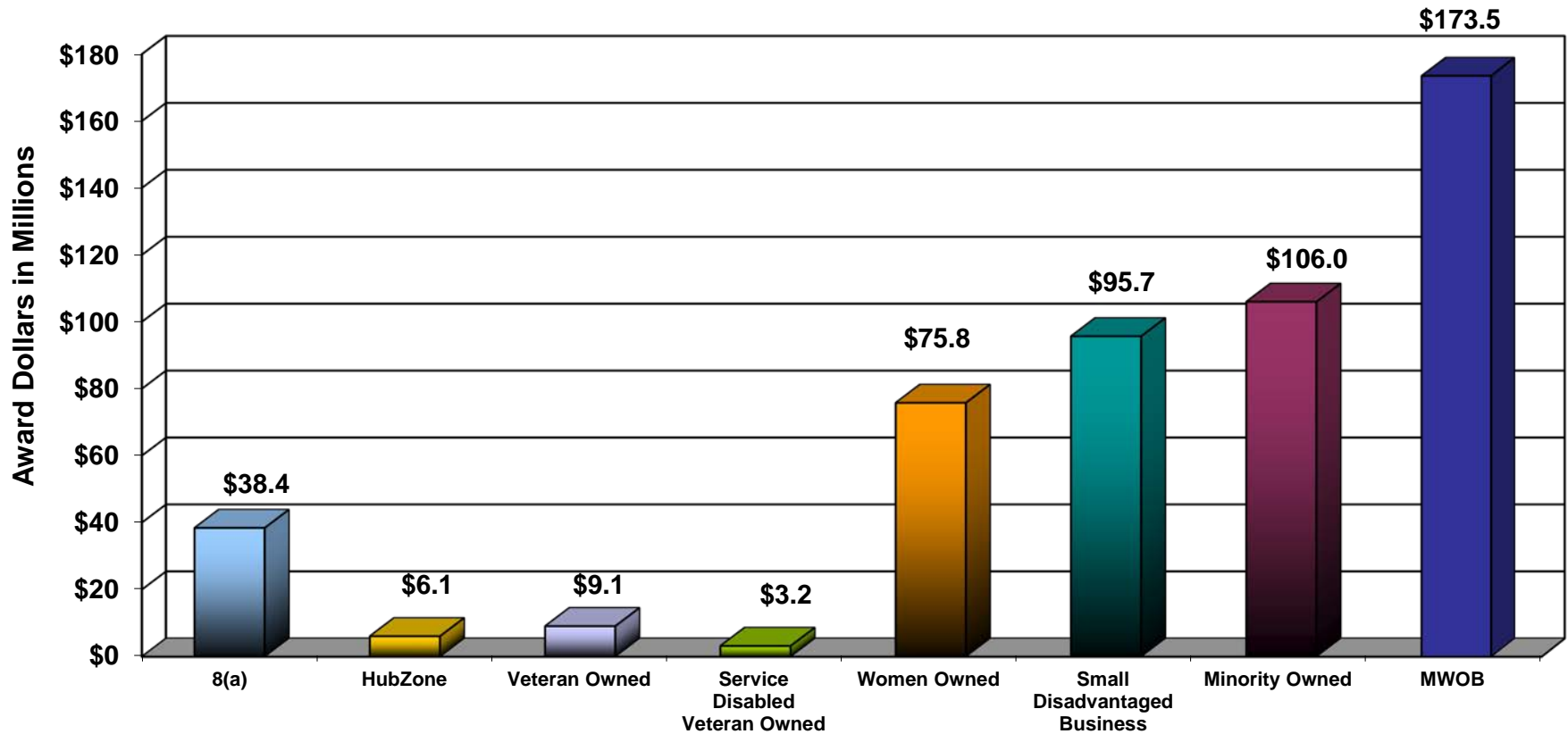
| DATA ON NUMBER OF AWARDS AND NUMBER OF CONTRACTORS | 2019 Through December |
|---|-----------------------|
| Total Active Awards (As of last date of reporting period) | 1,150 |
| Total MWOB Active Awards | 256 |
| | 22.26% |
| Total Active Contractors (As of last date of reporting period) | 467 |
| MWOB Active Contractors | 112 |
| | 23.98% |
| Total Contractors Receiving Awards | 235 |
| MWOB Contractors Receiving Awards | 56 |
| | 23.83% |
| Total Number of Awards | 518 |
| Total Number of MWOB Awards | 152 |
| | 29.34% |

MWOB Dollars by Division

| Division | Dollars | Percentage |
|--------------|----------------------|---------------|
| DIT | \$133,339,713 | 76.8% |
| DRR | \$30,429,510 | 17.5% |
| DOA | \$5,160,193 | 3.0% |
| OIG | \$4,087,595 | 2.4% |
| FCU | \$302,480 | .2% |
| DCP | \$110,000 | .1% |
| MWI | \$94,559 | .1% |
| TOTAL | \$173,524,051 | 100.0% |

January 8, 2020

FDIC Total Awards by Socio Economic Categories January 1 – December 31, 2019



Percent of Total

FDIC Awards:

| | | | | | | | |
|------|------|------|------|-------|-------|-------|-------|
| 6.9% | 1.1% | 1.6% | 0.6% | 13.7% | 17.3% | 19.1% | 31.3% |
|------|------|------|------|-------|-------|-------|-------|

* Other Agencies'

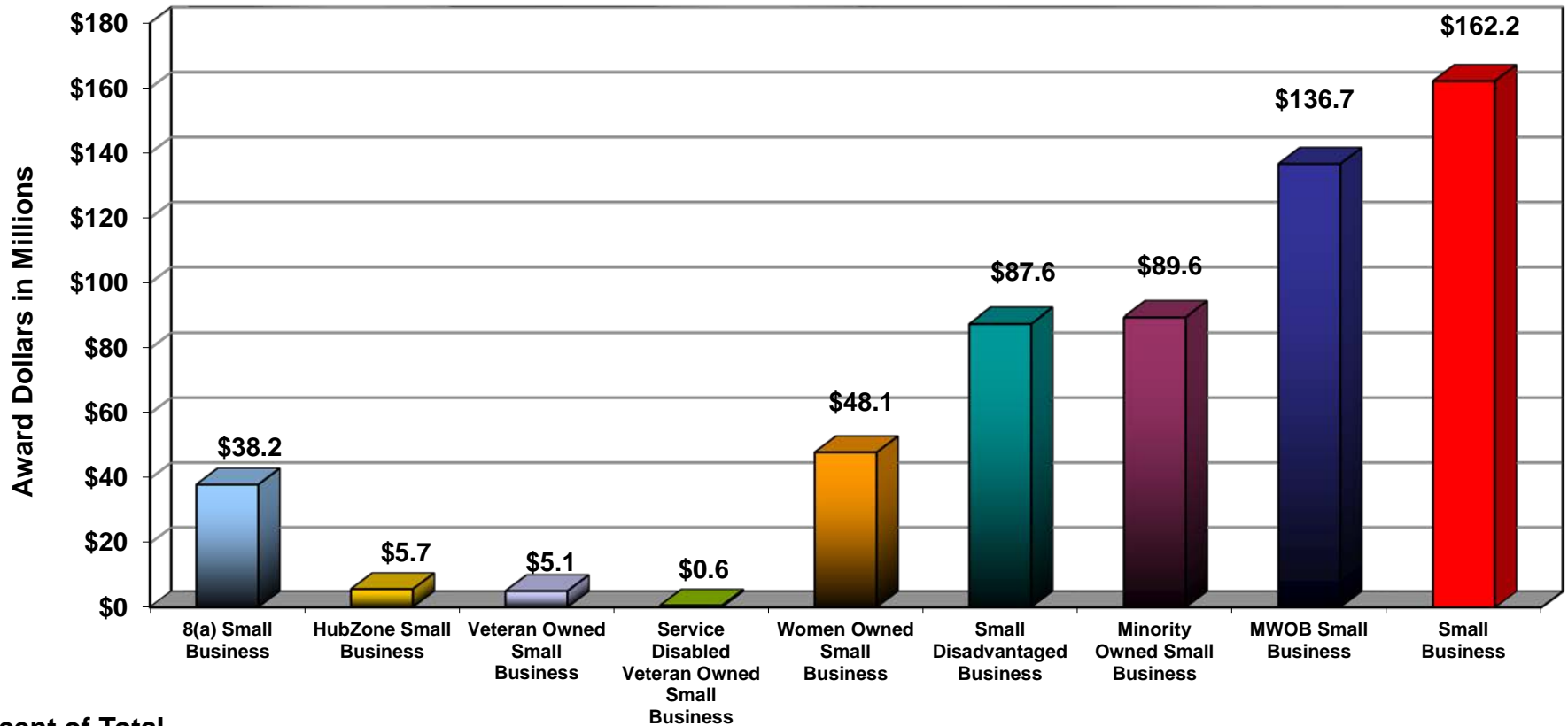
Percentage:

| | | | | | | | |
|------|------|------|------|------|------|------|-------|
| 5.4% | 1.5% | 5.3% | 3.7% | 5.1% | 2.0% | 9.2% | 12.1% |
|------|------|------|------|------|------|------|-------|

* Source is USASpending.gov for FY 2016. Percentages were based on a total amount derived from the selection of FY2016, Contracts, and all Contractor Types.

January 8, 2020

FDIC Small Business Awards by Socio Economic Categories January 1 - December 31, 2019



Percent of Total

FDIC Awards:

| | | | | | | | | |
|------|------|------|------|------|-------|-------|-------|-------|
| 6.9% | 1.0% | 0.9% | 0.1% | 8.7% | 15.8% | 16.2% | 24.7% | 29.3% |
|------|------|------|------|------|-------|-------|-------|-------|

*Other Agencies'

Percentage:

| | | | | | | | | |
|------|------|------|------|------|------|-----|-----|-------|
| 4.1% | 1.7% | 5.4% | 4.0% | 4.8% | 9.5% | N/A | N/A | 24.3% |
|------|------|------|------|------|------|-----|-----|-------|

Govt-Wide Goal:

| | | | | | | | | |
|-----|------|-----|------|------|------|-----|-----|-------|
| N/A | 3.0% | N/A | 3.0% | 5.0% | 5.0% | N/A | N/A | 23.0% |
|-----|------|-----|------|------|------|-----|-----|-------|

* Source is FY2016 Small Business Goaling Report from FPDS-NG N/A = Not Available

In determining what constitutes a small business, among other things, the definition will vary to reflect industry differences, such as size standards. Small Businesses must meet the size standard established for a contract, which are based on North American Industrial Classification System (NAICS) codes.

January 8, 2020